



This data reflects demographic information on the students who participated in this assessment session.

*Texarkana Pre-School not included in this data.

Total Students Participating:	307
--------------------------------------	------------

Students Age

Three-Year-Old : 46%	Four-Year-Old: 54%
-----------------------------	---------------------------

Race

White: 41%	Black/African American: 33%	Hispanic: 10%
Multiracial: 16%		Not Specified: 0%

Language*

English: 91%	Spanish 9%	Unknown: 0%
------------------------	----------------------	-----------------------

Disabilities

Yes: 4%	No: 96%
----------------	----------------

CSNT Head Start – CIRCLE Assessment

On-Track Comparison Data 2024-2025

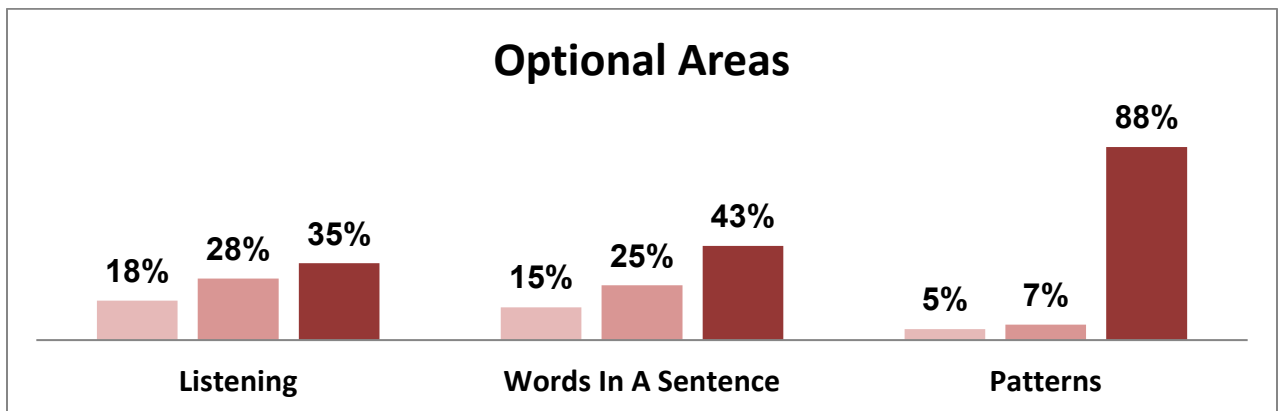
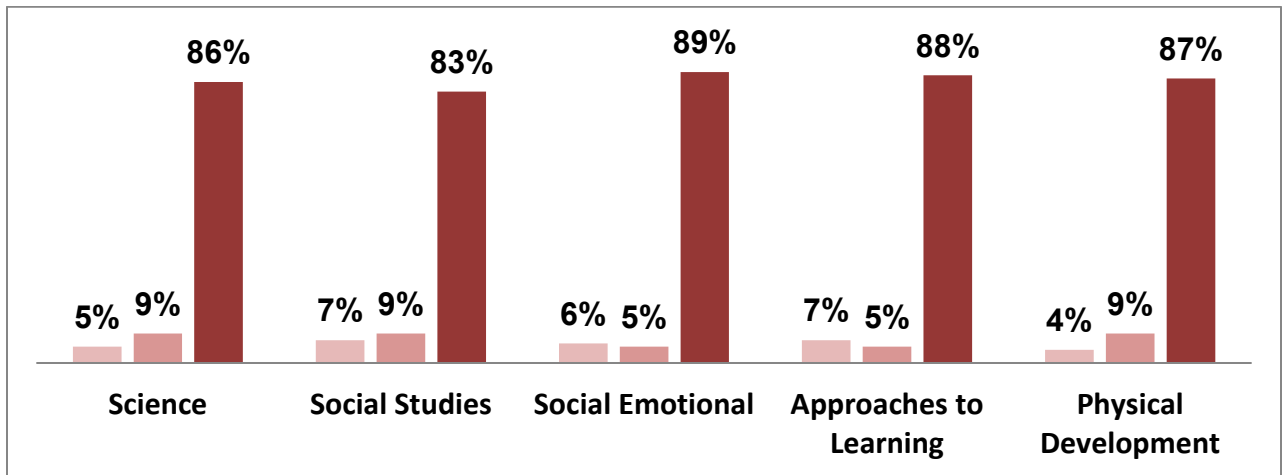
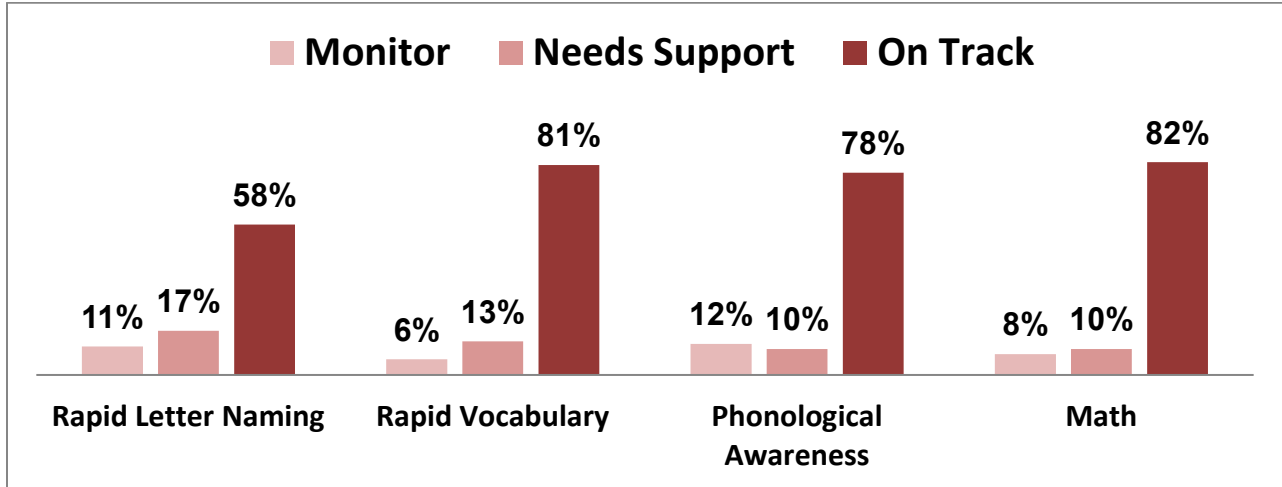
	Wave 1	Wave 2
Rapid Letter Naming	32%	58%
Rapid Vocabulary	73%	81%
Phonological Awareness	68%	78%
Math	76%	82%
Science	85%	86%
Social Studies	84%	83%
Social Emotional	94%	89%
Approaches to Learning	87%	88%
Physical Development	88%	87%
Listening	17%	35%
Words In A Sentence	18%	43%
Patterns	85%	88%
Total Students Tested	313	307

Listening, Words in a Sentence and Patterns are Optional areas

CSNT Head Start

CIRCLE Assessment 2024-2025

Wave 2 Program Report



*Out of Range: The child is not within the specified age range or there is no established threshold at this time.

Percentage for the Out-of-Range areas is Rapid Letter naming 14%, Listening 19%, and Words in a Sentence 17%.

CSNT Head Start Pre-School
CIRCLE Assessment Wave 2
Age Comparison Data 2024-2025

	3-Year-Old	4-Year-Old
Rapid Letter Naming	43%	69%
Rapid Vocabulary	86%	76%
Phonological Awareness	73%	83%
Math	81%	82%
Science	89%	84%
Social Studies	84%	83%
Social Emotional	87%	90%
Approaches to Learning	85%	90%
Physical Development	91%	85%
Listening	15%	50%
Words in a Sentence	28%	56%
Patterns	90%	88%
Total Students Tested	142	165

Percentage based on “On Target”

Listening, Words in a Sentence and Patterns are Optional areas.

CSNT Head Start Pre- School

CIRCLE Assessment Wave 2

Race Comparison Data 2024-2025


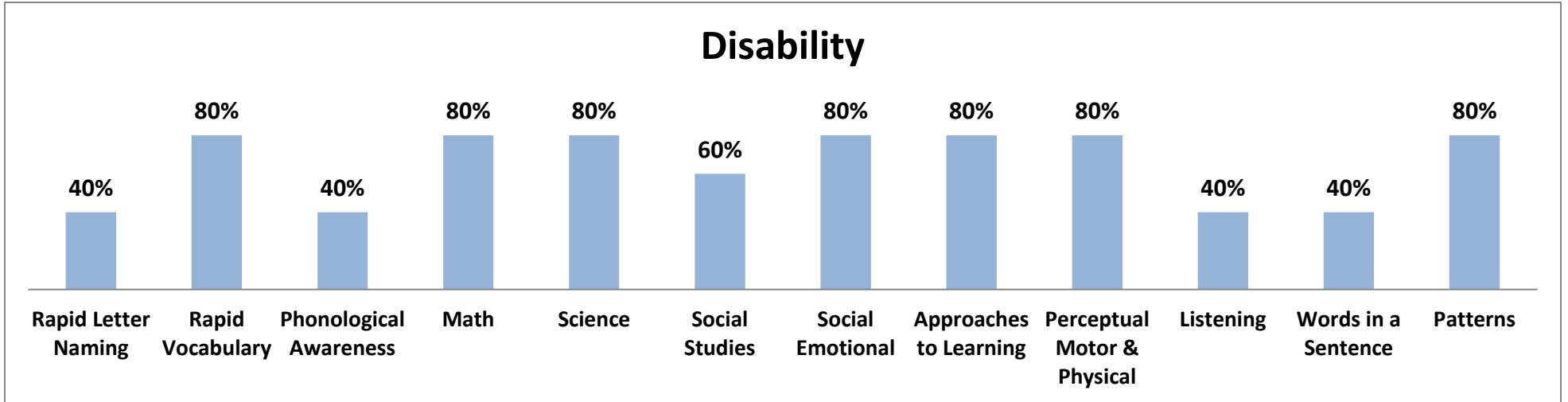
	White	Black / African American	Hispanic	Multiracial
Rapid Letter Naming	63%	64%	25%	51%
Rapid Vocabulary	87%	86%	35%	65%
Phonological Awareness	90%	79%	60%	69%
Math	89%	80%	70%	76%
Science	92%	83%	65%	78%
Social Studies	87%	79%	65%	76%
Social Emotional	92%	84%	90%	92%
Approaches to Learning	94%	87%	68%	87%
Physical Development	94%	87%	75%	85%
Listening	43%	36%	25%	30%
Words in a Sentence	44%	51%	25%	42%
Patterns	94%	87%	75%	86%
Total Students Tested	126	102	30	49

Percentage based on "On Target"

Listening, Words in a Sentence and Patterns are Optional areas.

CSNT Head Start Pre-School

CIRCLE Assessment 2024-2025 Wave 2



Percentage based on "On Target"



This data reflects demographic information on the students who participated in this assessment session.

Total Students Participating:	132
--------------------------------------	------------

Students Age

Three-Year-Old : 46%	Four-Year-Old: 54%
-----------------------------	---------------------------

Race

White: 2%	Black/African American: 91%	Hispanic: 5%
Multiracial: 2%		Not Specified: 0%

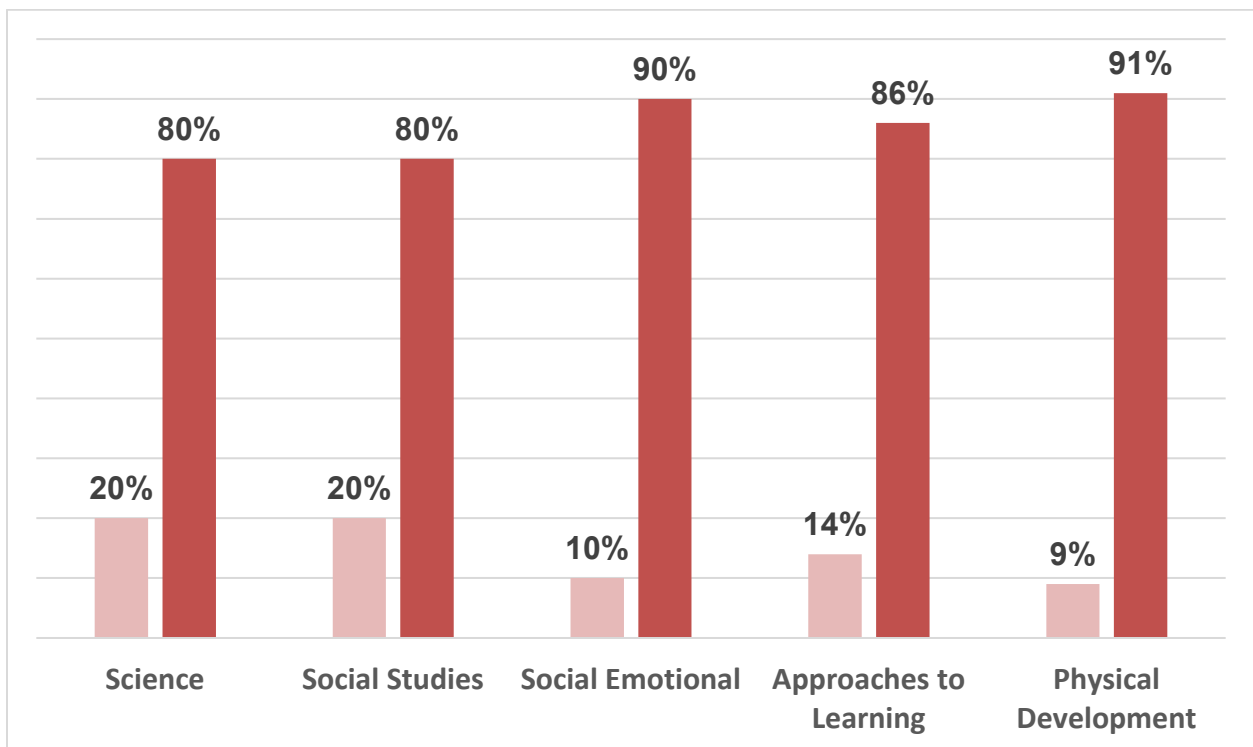
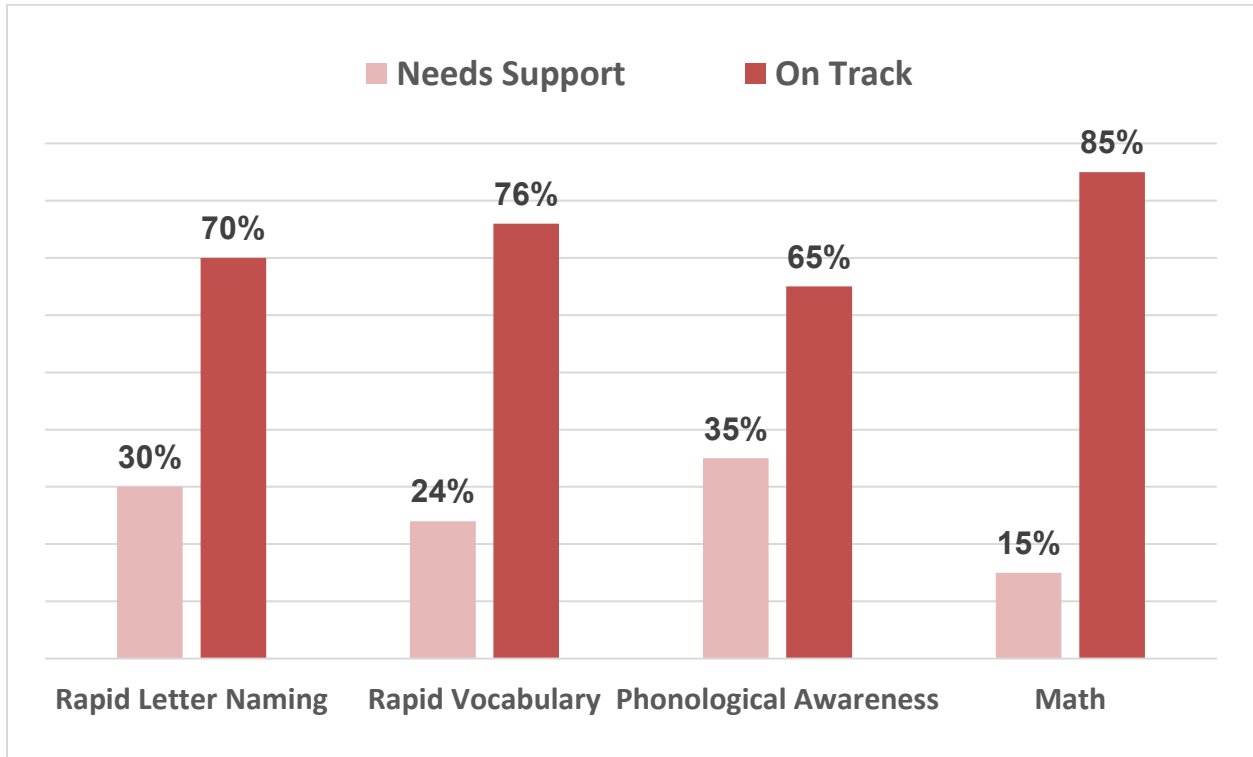
Language*

English: 98%	Spanish 2%	Unknown: 0%
------------------------	----------------------	-----------------------

Disabilities

Yes: 3%	No: 97%
----------------	----------------

Texarkana Head Start Pre-School CIRCLE Assessment 2024-2025 Wave 2 Program Report



CSNT Texarkana Pre-School
CIRCLE Assessment Wave 2
Age Comparison Data 2024-2025

	3-Year-Old	4-Year-Old
Rapid Letter Naming	64%	72%
Rapid Vocabulary	87%	58%
Phonological Awareness	65%	58%
Math	83%	86%
Science	81%	74%
Social Studies	78%	81%
Social Emotional	93%	92%
Approaches to Learning	84%	87%
Physical Development	87%	94%
Total Students Tested	61	71

Percentage based on “On Target”


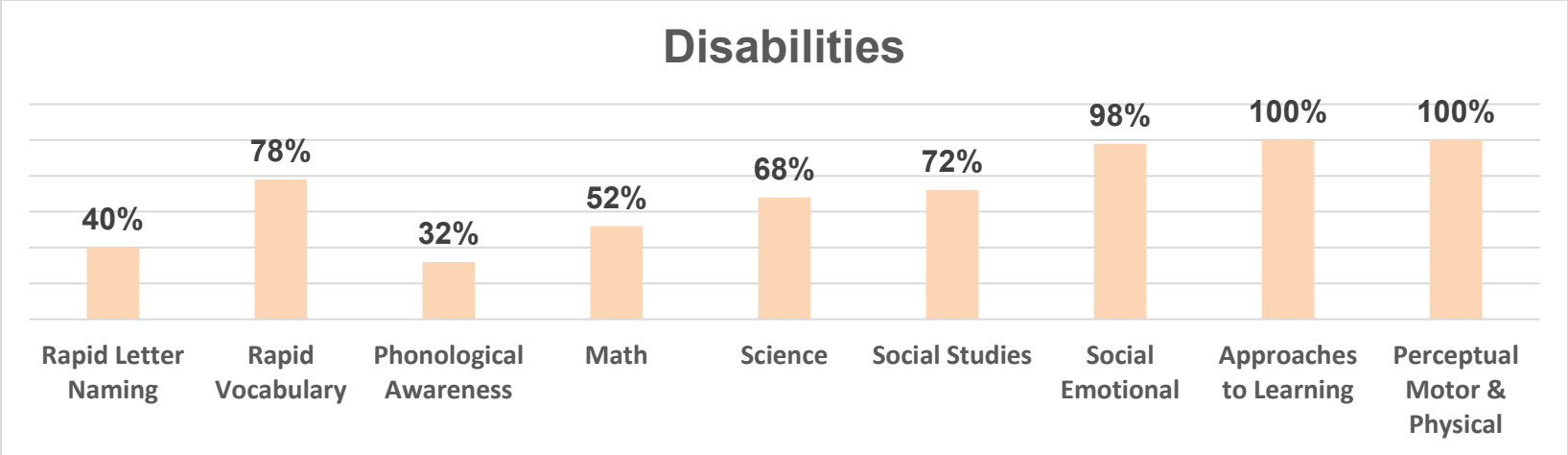
CSNT Texarkana Pre-School CIRCLE Assessment Wave 2 Race Comparison Data 2024-2025

	White	Black / African American	Hispanic	Multiracial
Rapid Letter Naming	89%	42%	81%	41%
Rapid Vocabulary	80%	43%	62%	77%
Phonological Awareness	66%	78%	41%	52%
Math	81%	52%	60%	61%
Science	78%	66%	67%	75%
Social Studies	78%	68%	72%	74%
Social Emotional	96%	99%	90%	78%
Approaches to Learning	100%	93%	100%	100%
Physical Development	100%	93%	100%	100%
Total Students Tested	2	120	7	3

Percentage based on “On Target”

CSNT Head Start Pre-School

CIRCLE Assessment 2024-2025 Wave 2



Percentage based on "On Target"

Early Head Start CIRCLE Assessment 2024-2025 Wave 2



This data reflects demographic information on the students who participated in this assessment session.

Total Students Participating: No Infants Data for Wave 2	0 – Infants 12-18 Months
---	---

Gender

Male: 0%	Female: 0%
-----------------	-------------------

Race

White: 0%	Black/African American: 0%	Hispanic: 0%
Multiracial: 0%		Not Specified: 0%

Language

English: 0%	Spanish 0%	Unknown: 0%
-----------------------	----------------------	-----------------------

Disabilities

Yes: 0%	No: 0%
----------------	---------------



This data reflects demographic information on the students who participated in this assessment session.

Total Students Participating:	1 – Toddlers 18- 24 Months
--------------------------------------	---------------------------------------

Gender

Male:	0%	Female:	100%
--------------	-----------	----------------	-------------

Race

White: 0%	Black/African American: 100%	Hispanic: 0%
Multiracial: 0%		Not Specified: 0%

Language

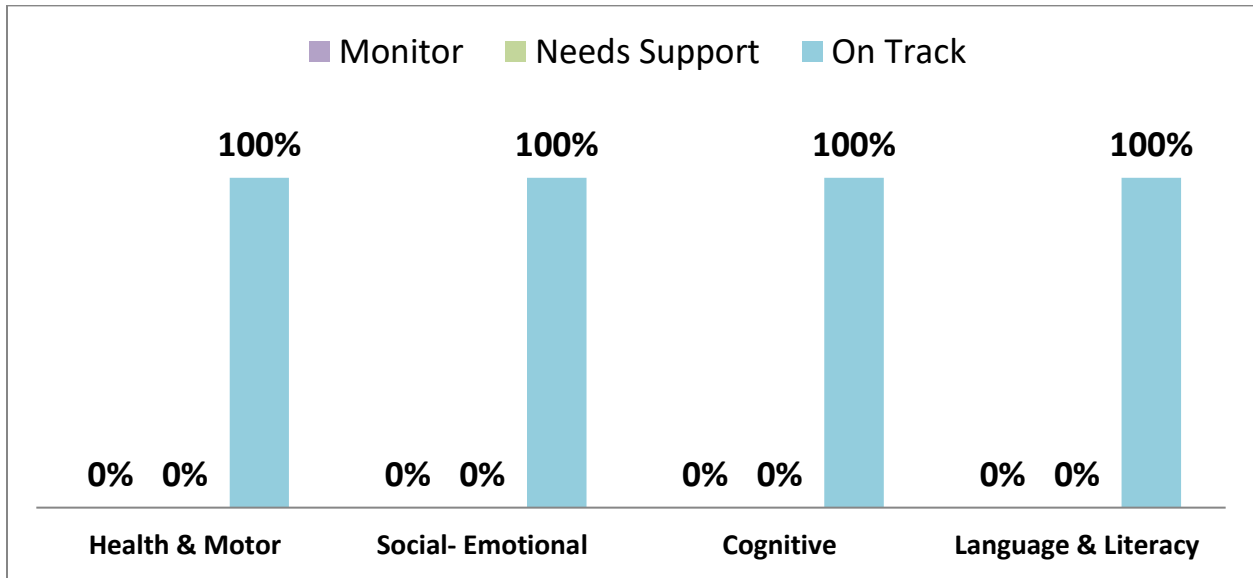
English: 100%	Spanish 0%	Unknown: 0%
--------------------------------	-----------------------------	------------------------------

Disabilities

Yes:	0%	No:	100%
-------------	-----------	------------	-------------

CSNT Early Head Start – CIRCLE Assessment 2024-2025

Wave 2 - Toddlers



No Disability

No Dual Language Learners

Race	White	Black / African American	Hispanic	Multiracial
Health & Motor	0%	100%	0%	0%
Social - Emotional	0%	100%	0%	0%
Cognitive	0%	100%	0%	0%
Language & Literacy	0%	100%	0%	0%
Total Students Tested	0	1	0	0

Percentage based on "On Target" for Race

Early Head Start CIRCLE Assessment 2024-2025 Wave 2



This data reflects demographic information on the students who participated in this assessment session.

Total Students Participating:	15– Pre-School Entry 2-3 Years
--------------------------------------	---

Gender

Male:	53%	Female:	47%
--------------	------------	----------------	------------

Race

White: 33%	Black/African American: 60%	Hispanic: 7%
Multiracial: 0%		Not Specified: 0%

Language

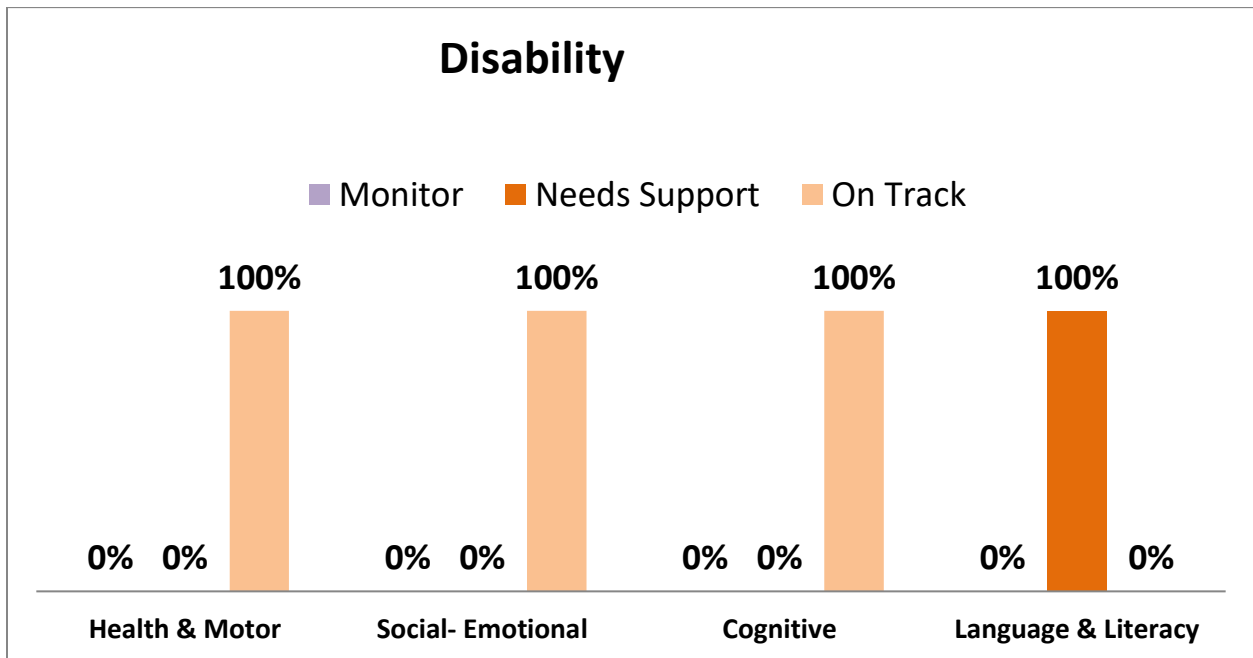
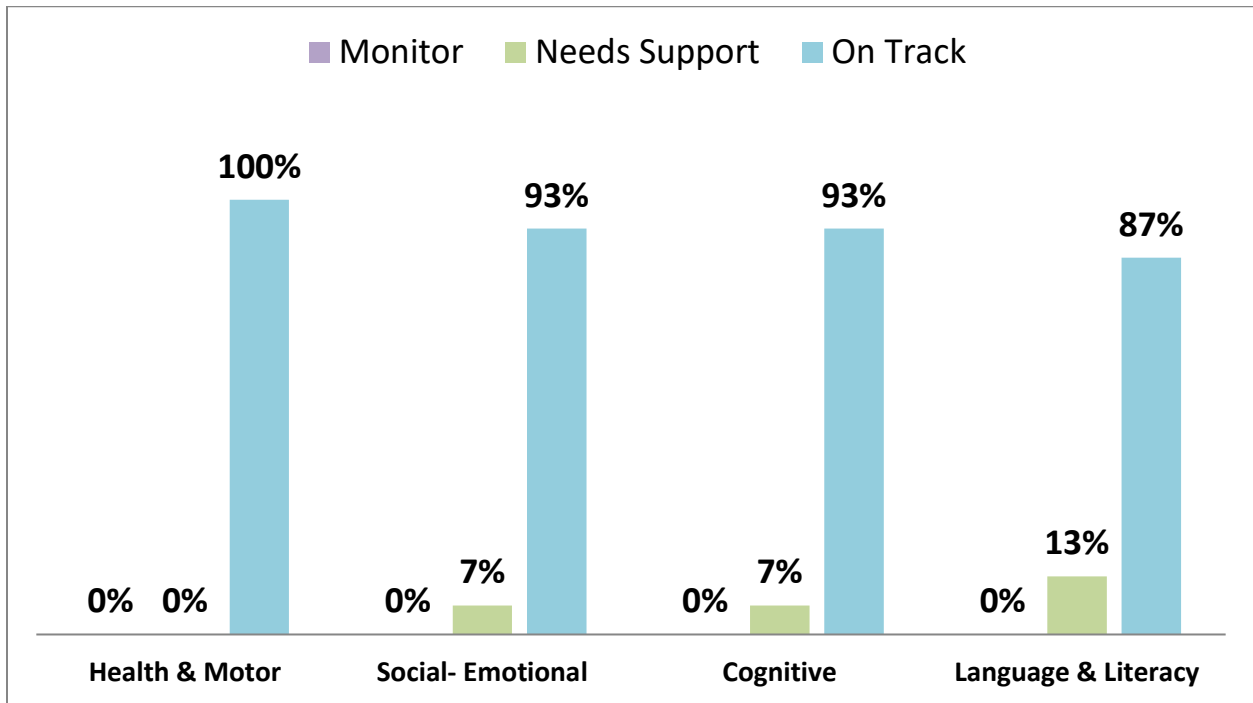
English: 93%	Spanish 7%	Unknown: 0%
-------------------------------	-----------------------------	------------------------------

Disabilities

Yes: 7%	No: 93%
----------------	----------------


CSNT Early Head Start – CIRCLE Assessment 2024-2025

Wave 2 – Pre School Entry



CSNT Early Head Start – CIRCLE Assessment 2024-2025

Wave 2 – Pre School Entry



Race	White	Black / African American	Hispanic	Multiracial
Health & Motor	100%	100%	100%	0%
Social - Emotional	80%	100%	100%	0%
Cognitive	80%	100%	100%	0%
Language & Literacy	80%	89%	100%	0%
Total Students Tested	5	9	1	0

Percentage based on “On Target” for Race