

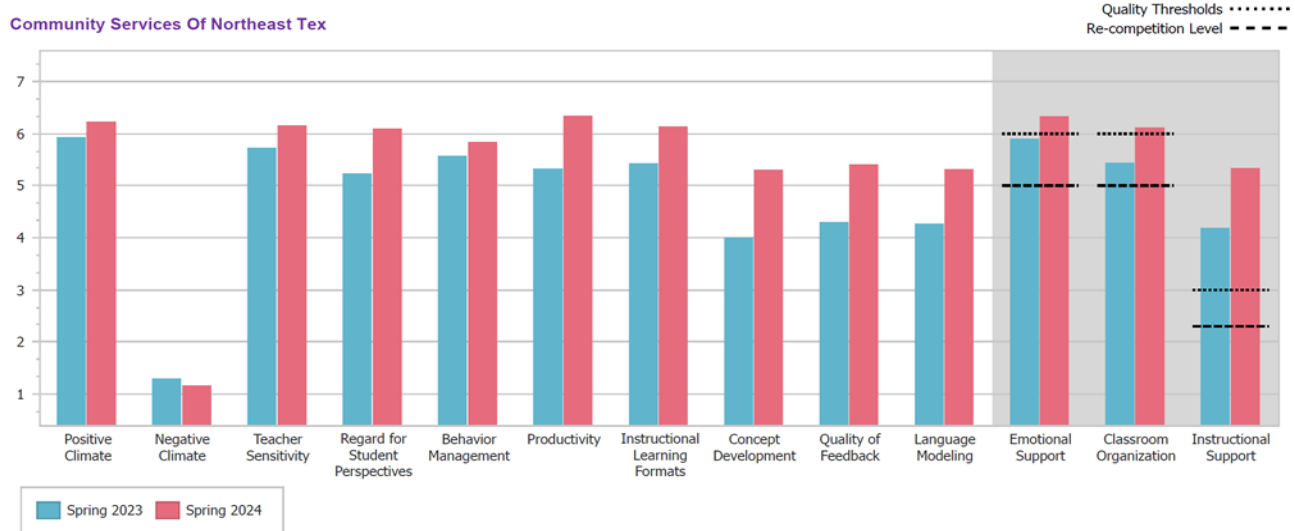
# CSNT CLASS Program Scores-Head Start **Spring 2023** Vs. **Spring 2024**

## Pre-K-CLASS Averages

5/22/2024 11:32 AM 

Community Services Of Northeast Tex  
5630 - Pre-K CLASS® Average Score Charts  
Observation Periods: Spring 2024, Spring 2023

Page 1 of 1  
BParton



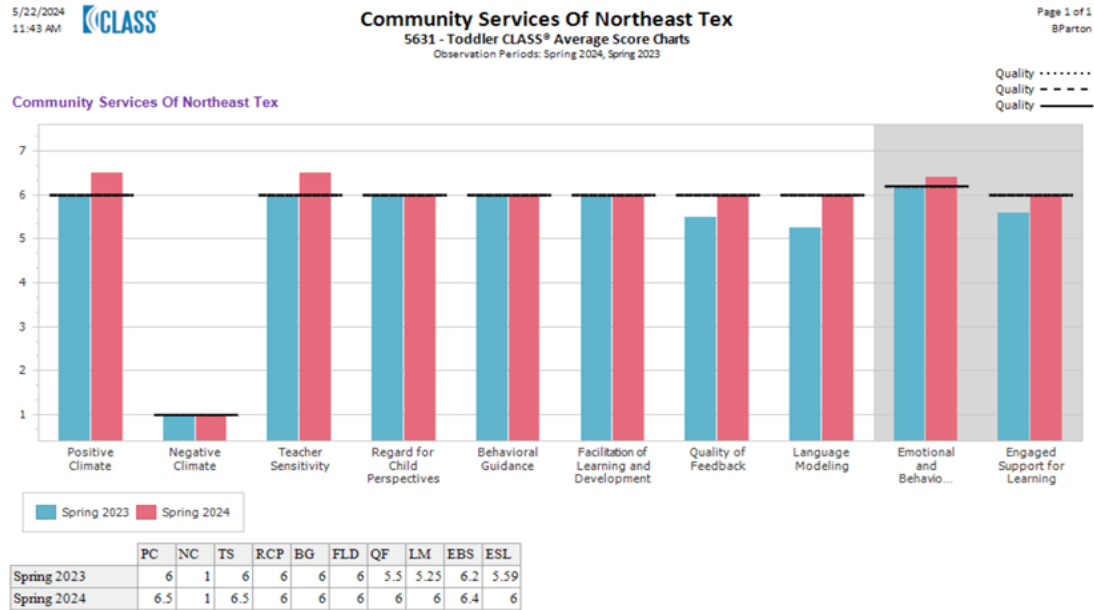
|             | PC   | NC   | TS   | RSP  | BM   | PD   | ILF  | CD  | QF   | LM   | ES   | CO   | IS   |
|-------------|------|------|------|------|------|------|------|-----|------|------|------|------|------|
| Spring 2023 | 5.93 | 1.3  | 5.73 | 5.23 | 5.57 | 5.33 | 5.43 | 4   | 4.3  | 4.27 | 5.9  | 5.44 | 4.19 |
| Spring 2024 | 6.23 | 1.16 | 6.16 | 6.09 | 5.84 | 6.34 | 6.14 | 5.3 | 5.41 | 5.32 | 6.33 | 6.11 | 5.34 |

| Competitive Thresholds           | Quality Thresholds              | CSNT CLASS Scores Spring 2023      | CSNT CLASS Scores Spring 2024      |
|----------------------------------|---------------------------------|------------------------------------|------------------------------------|
| <b>Emotional Support-5</b>       | <b>Emotional Support-6</b>      | <b>Emotional Support-5.9</b>       | <b>Emotional Support 6.33</b>      |
| <b>Classroom Organization-5</b>  | <b>Classroom Organization-6</b> | <b>Classroom Organization-5.44</b> | <b>Classroom Organization 6.11</b> |
| <b>Instructional Support-2.3</b> | <b>Instructional Support-3</b>  | <b>Instructional Support-4.19</b>  | <b>Instructional Support 5.34</b>  |

\*Spring 2024-Out of the 22 classrooms, we had 1 Teaching Assistant taking on the duties of the Lead Teacher.

# CSNT CLASS Program Scores **Spring 2023** Vs. **Spring 2024**

## Early Head Start Averages-Toddlers



| Quality Thresholds                           | CSNT CLASS Scores<br>Spring 2023             | CSNT CLASS Scores<br>Spring 2024             |
|--|--|--|
| <b>Emotional and Behavioral Support 6.00</b> | <b>Emotional and Behavioral Support 6.20</b> | <b>Emotional and Behavioral Support 6.40</b> |
| <b>Engaged Support for Learning 6.00</b>     | <b>Engaged Support for Learning 5.59</b>     | <b>Engaged Support for Learning 6.00</b>     |

\*Spring 2024-We had 1 new teacher in the classroom that was not observed.

# CSNT CLASS Program Scores **Spring 2023** Vs. **Spring 2024**

## Early Head Start Averages-Infants

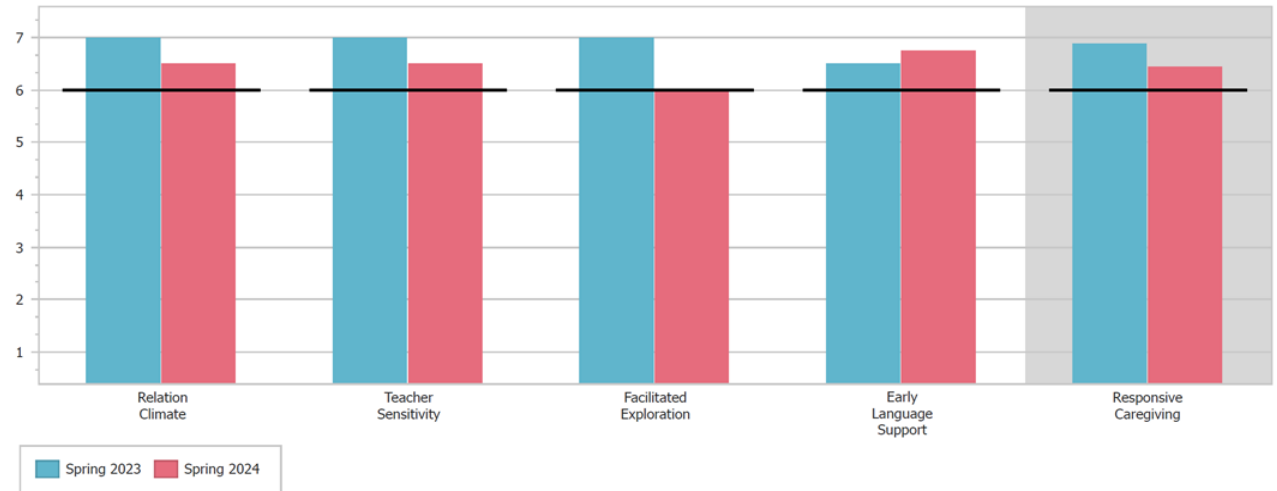
5/22/2024  
11:46 AM



Community Services Of Northeast Tex  
5632 - Infant CLASS® Average Score Charts  
Observation Periods: Spring 2024, Spring 2023

Page 1 of 1  
BParton

Community Services Of Northeast Tex



|             | RC  | TS  | FE | ELS  | RCG  |
|-------------|-----|-----|----|------|------|
| Spring 2023 | 7   | 7   | 7  | 6.5  | 6.88 |
| Spring 2024 | 6.5 | 6.5 | 6  | 6.75 | 6.44 |

| Quality Thresholds                | CSNT CLASS Scores Spring 2023     | CSNT CLASS Scores Spring 2024     |
|-----------------------------------|-----------------------------------|-----------------------------------|
| <b>Responsive Caregiving 6.00</b> | <b>Responsive Caregiving 6.88</b> | <b>Responsive Caregiving 6.44</b> |