

This data reflects demographic information on the students who participated in this assessment session.

Total Students Participating:	434
--------------------------------------	------------

Students Age

Three Year Old : 49%	Four Year Old: 51%
-----------------------------	---------------------------

Race

White: 28%	Black/African American: 55%	Hispanic: 7%
Multiracial: 10%		Not Specified: 0%

Language*

English: 93%	Spanish 7%	Unknown: 0%
------------------------	----------------------	-----------------------

Disabilities

Yes: 10%	No: 90%
-----------------	----------------

CSNT Head Start – CIRCLE Assessment

On-Track Comparison Data 2023-2024

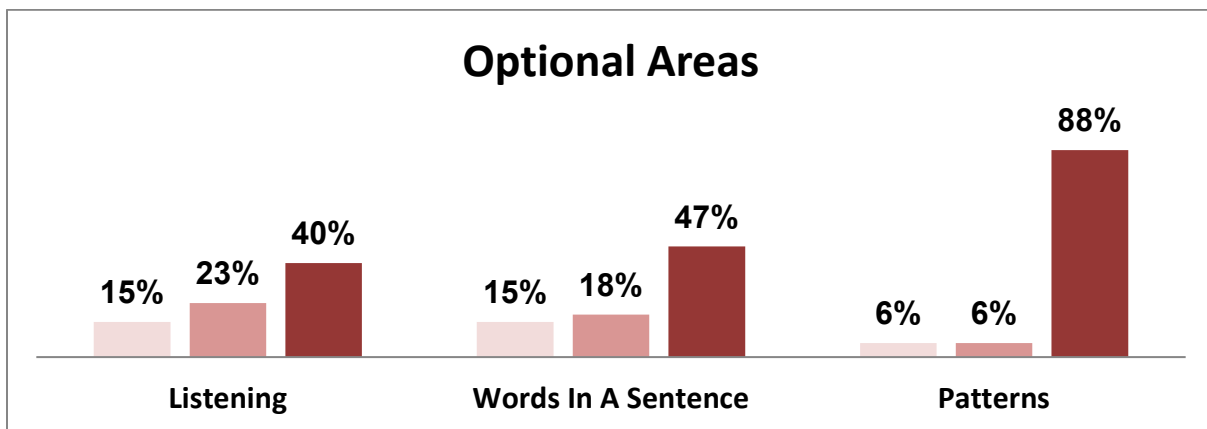
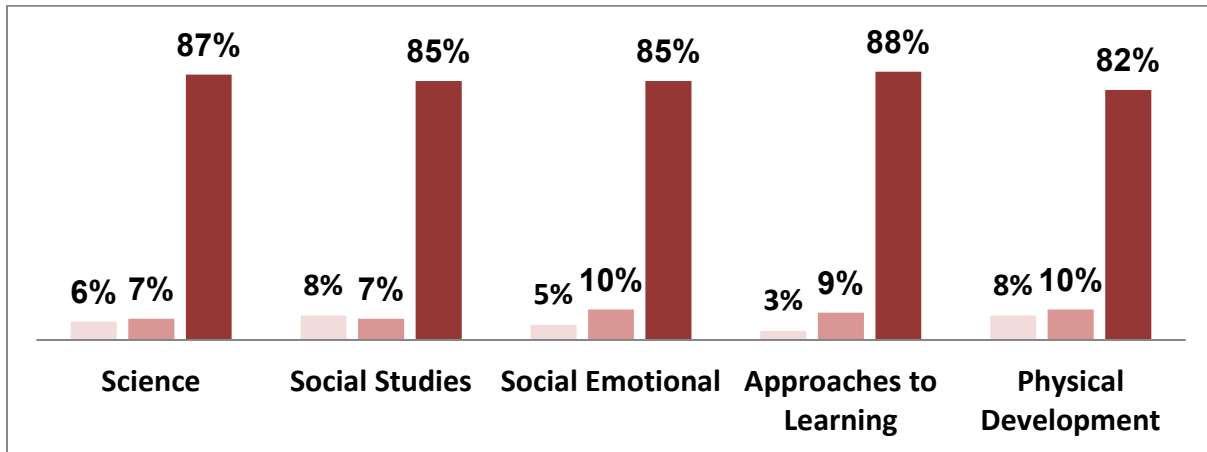
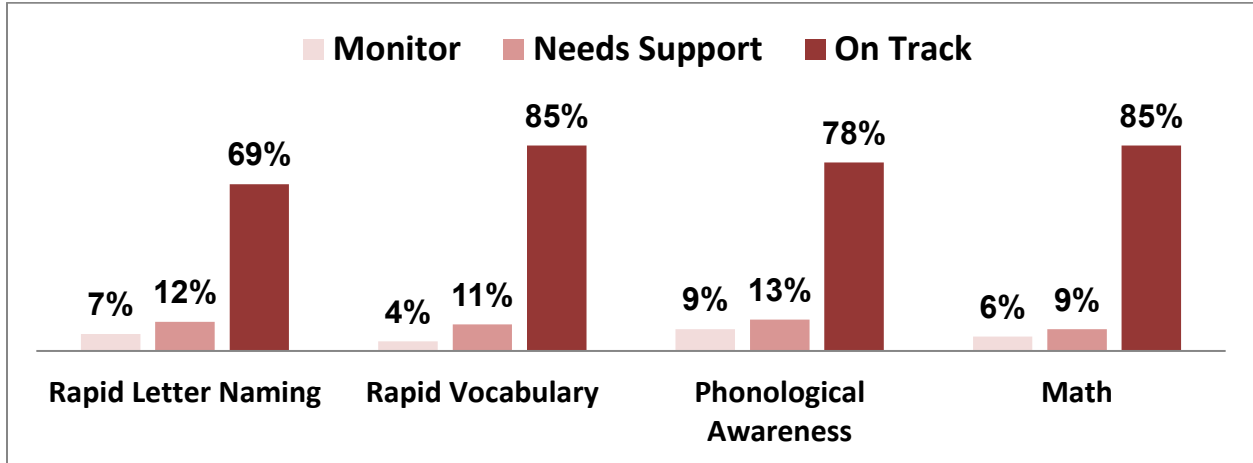
	Wave 1	Wave 2	Wave 3
Rapid Letter Naming	32%	53%	69%
Rapid Vocabulary	68%	84%	85%
Phonological Awareness	75%	74%	78%
Math	82%	81%	85%
Science	84%	87%	87%
Social Studies	84%	88%	85%
Social Emotional	93%	88%	85%
Approaches to Learning	86%	88%	88%
Physical Development	88%	80%	82%
Listening	16%	29%	40%
Words In a Sentence	18%	34%	47%
Patterns	85%	84%	88%
Total Students Tested	456	451	434

Listening, Words in a Sentence and Patterns are Optional areas

CSNT Head Start

CIRCLE Assessment 2023-2024

Wave 3 Program Report



*Out of Range: The child is not within the specified age range or there is no established threshold at this time.

Percentage for the Out-of-Range areas is Rapid Letter naming 12%, Listening 22%, and Words in a Sentence 20%.

CSNT Head Start – CIRCLE Assessment

Wave 3 Age Comparison Data 2023-2024

	3-Year-Old	4-Year-Old
Rapid Letter Naming	64%	75%
Rapid Vocabulary	92%	78%
Phonological Awareness	82%	75%
Math	88%	81%
Science	88%	85%
Social Studies	85%	86%
Social Emotional	90%	78%
Approaches to Learning	94%	81%
Physical Development	83%	79%
Listening	28%	54%
Words in a Sentence	31%	64%
Patterns	88%	87%
Total Students Tested	214	220

Percentage based on “On Target”

Listening, Words in a Sentence and Patterns are Optional areas.

CSNT Head Start – CIRCLE Assessment

Wave 3 Race Comparison Data 2023-2024

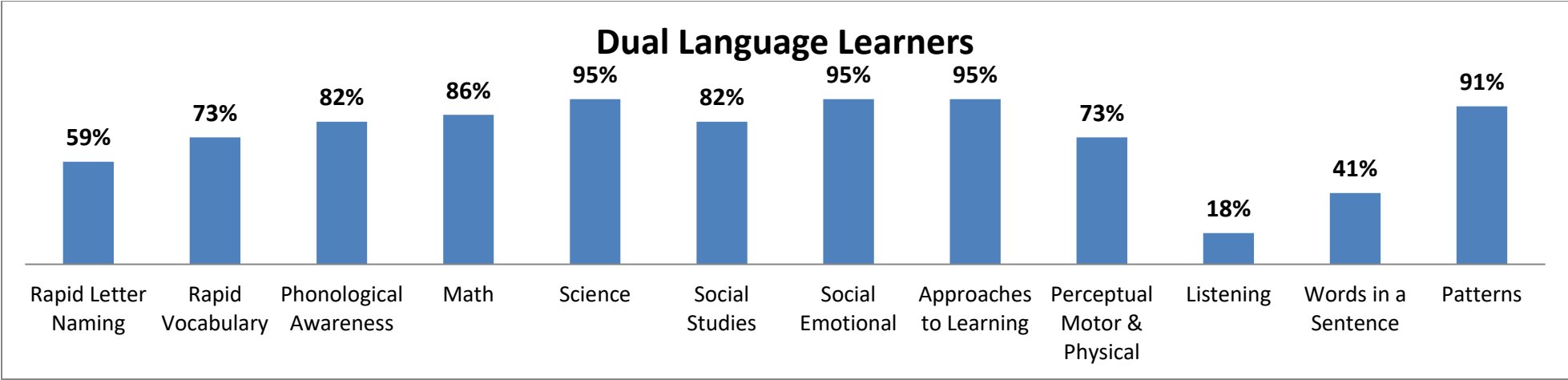
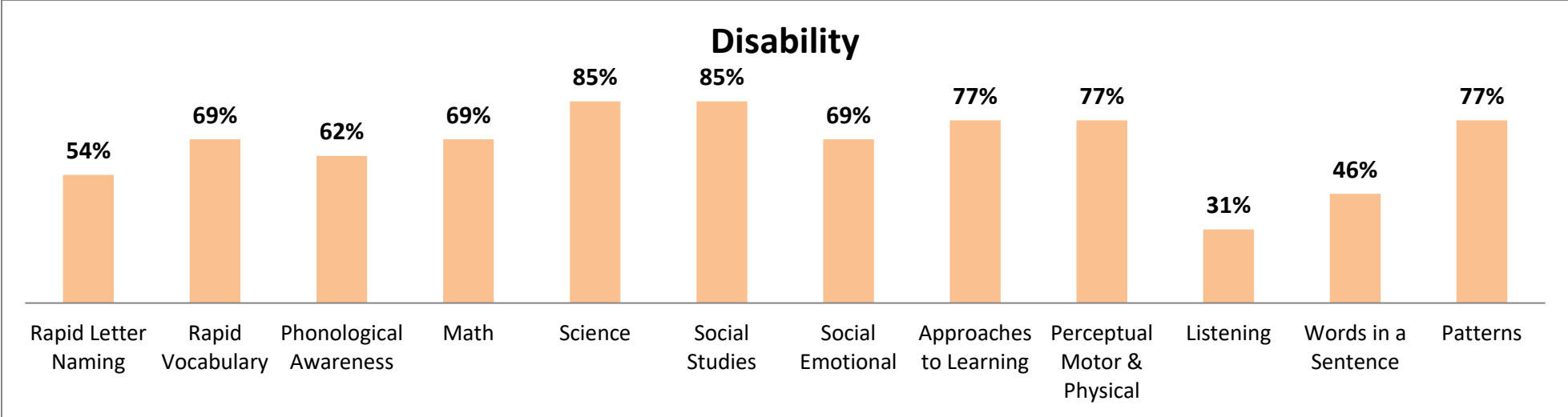
	White	Black / African American	Hispanic	Multiracial
Rapid Letter Naming	51%	77%	58%	63%
Rapid Vocabulary	82%	85%	71%	80%
Phonological Awareness	71%	78%	79%	80%
Math	75%	91%	83%	89%
Science	89%	90%	96%	98%
Social Studies	89%	90%	83%	80%
Social Emotional	82%	76%	96%	98%
Approaches to Learning	84%	86%	92%	96%
Physical Development	91%	83%	71%	87%
Listening	44%	49%	21%	30%
Words in a Sentence	48%	67%	46%	48%
Patterns	78%	92%	92%	89%
Total Students Tested	121	239	29	45

Percentage based on “On Target”

Listening, Words in a Sentence and Patterns are Optional areas.

CSNT Head Start – CIRCLE Assessment

Wave 3 2023-2024



Percentage based on "On Target"

Early Head Start CIRCLE Assessment 2023-2024 Wave 3



This data reflects demographic information on the students who participated in this assessment session.

Total Students Participating: No Infants Data for Wave 3	0 – Infants 12-18 Months
---	---

Gender

Male: 0%	Female: 0%
-----------------	-------------------

Race

White: 0%	Black/African American: 0%	Hispanic: 0%
Multiracial: 0%		Not Specified: 0%

Language

English: 0%	Spanish 0%	Unknown: 0%
-----------------------	----------------------	-----------------------

Disabilities

Yes: 0%	No: 0%
----------------	---------------



This data reflects demographic information on the students who participated in this assessment session.

Total Students Participating:	2 – Toddlers 18- 24 Months
--------------------------------------	---

Gender

Male:	50%	Female:	50%
--------------	------------	----------------	------------

Race

White: 50%	Black/African American: 50%	Hispanic: 0%
Multiracial: 0%		Not Specified: 0%

Language

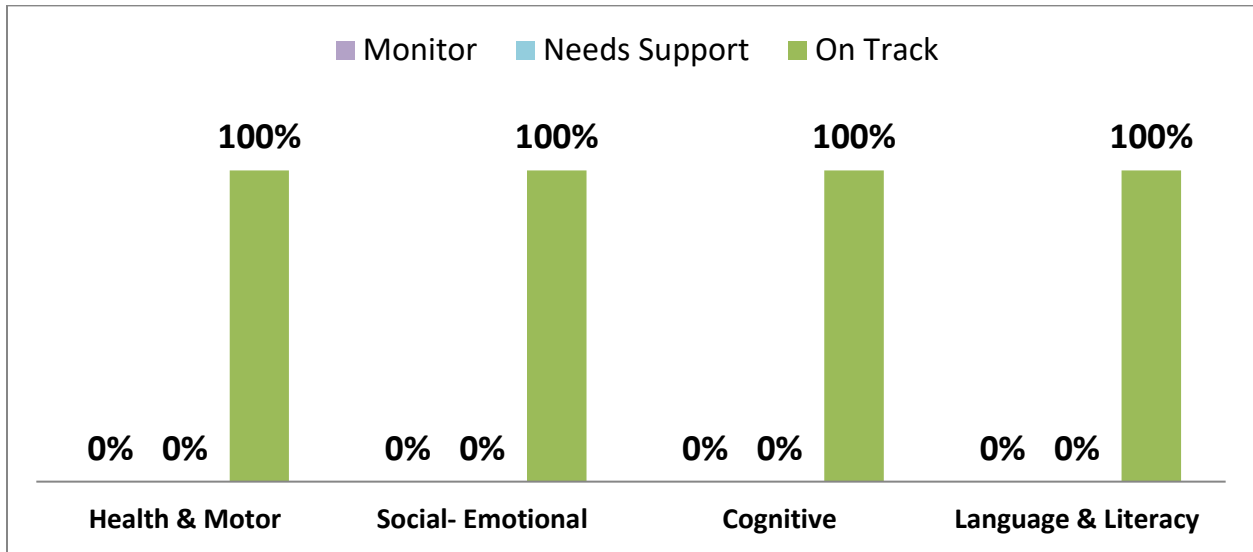
English: 100%	Spanish 0%	Unknown: 0%
--------------------------------	-----------------------------	------------------------------

Disabilities

Yes:	0%	No:	100%
-------------	-----------	------------	-------------

CSNT Early Head Start – CIRCLE Assessment 2023-2024

Wave 3 - Toddlers



No Disability Data for Toddlers

No Dual Language Learners

Race	White	Black / African American	Hispanic	Multiracial
Health & Motor	100%	100%	0%	0%
Social - Emotional	100%	100%	0%	0%
Cognitive	100%	100%	0%	0%
Language & Literacy	100%	100%	0%	0%
Total Students Tested	1	1	0	0

Percentage based on “On Target” for Race



This data reflects demographic information on the students who participated in this assessment session.

Total Students Participating:	14– Pre-School Entry 2-3 Years
--------------------------------------	---

Gender

Male: 57%	Female: 43%
------------------	--------------------

Race

White: 21%	Black/African American: 58%	Hispanic: 14%
Multiracial: 7%		Not Specified: 0%

Language

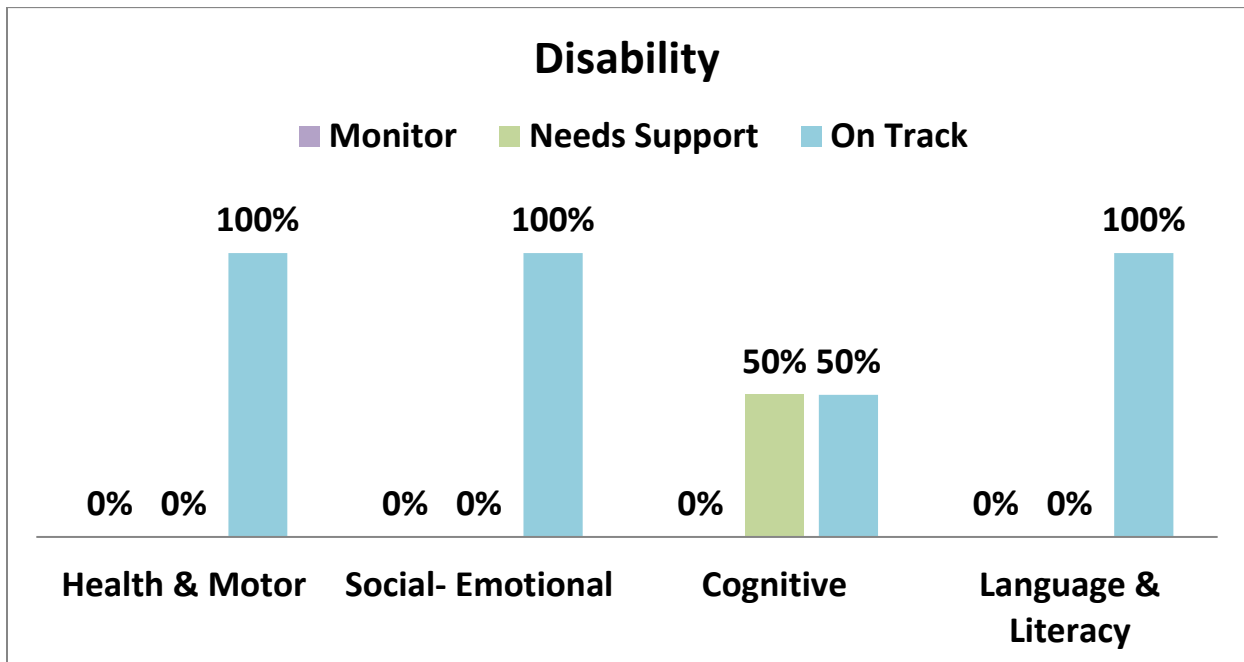
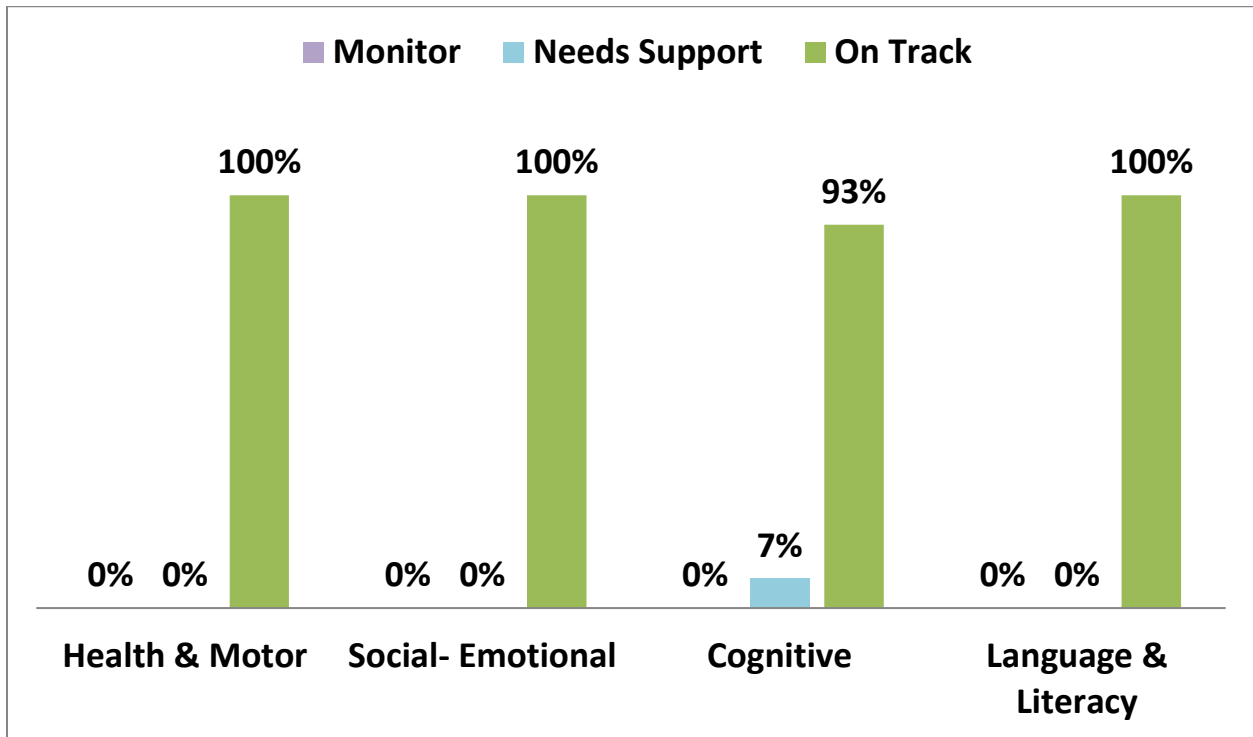
English: 86%	Spanish 14%	Unknown: 0%
------------------------	-----------------------	-----------------------

Disabilities

Yes: 14%	No: 86%
-----------------	----------------


CSNT Early Head Start – CIRCLE Assessment 2023-2024

Wave 3 – Pre School Entry



CSNT Early Head Start – CIRCLE Assessment 2023-2024

Wave 3 – Pre School Entry



Race	White	Black / African American	Hispanic	Multiracial
Health & Motor	100%	100%	100%	100%
Social - Emotional	100%	100%	100%	100%
Cognitive	100%	88%	100%	100%
Language & Literacy	100%	100%	100%	100%
Total Students Tested	3	8	2	1

Percentage based on “On Target” for Race