



This data reflects demographic information on the students who participated in this assessment session.

Total Students Participating:	434
--------------------------------------	------------

Students Age

Three Year Old :	49%	Four Year Old:	51%
-------------------------	------------	-----------------------	------------

Race

White: 28%	Black/African American: 55%	Hispanic: 7%
Multiracial: 10%		Not Specified: 0%

Language*

English: 93%	Spanish 7%	Unknown: 0%
-------------------------------	-----------------------------	------------------------------

Disabilities

Yes:	10%	No:	90%
-------------	------------	------------	------------

CSNT Head Start – CIRCLE Assessment

On-Track Comparison Data 2023-2024

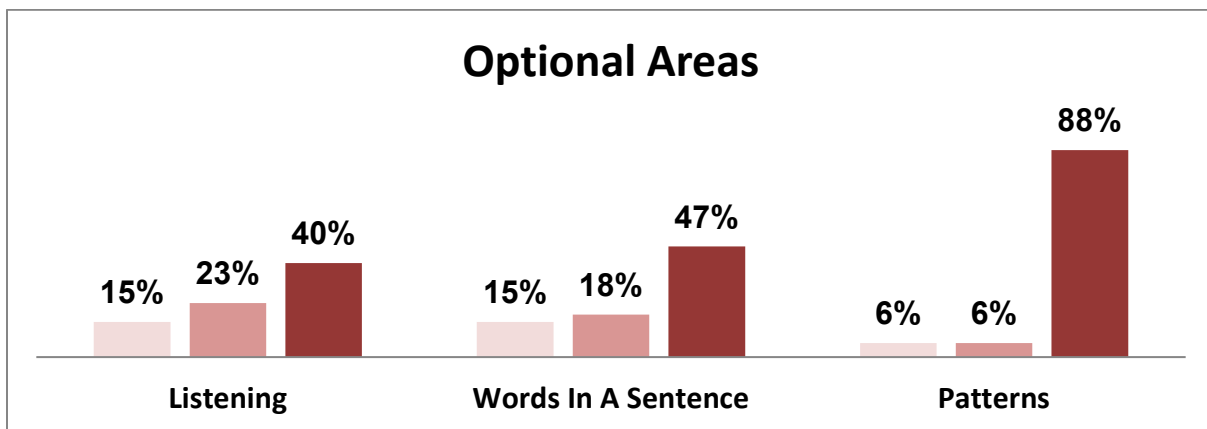
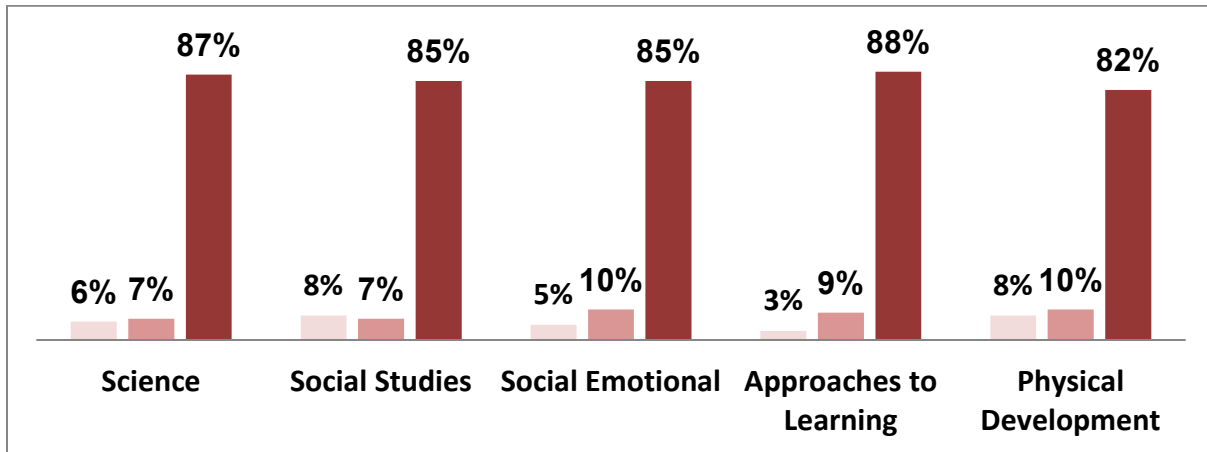
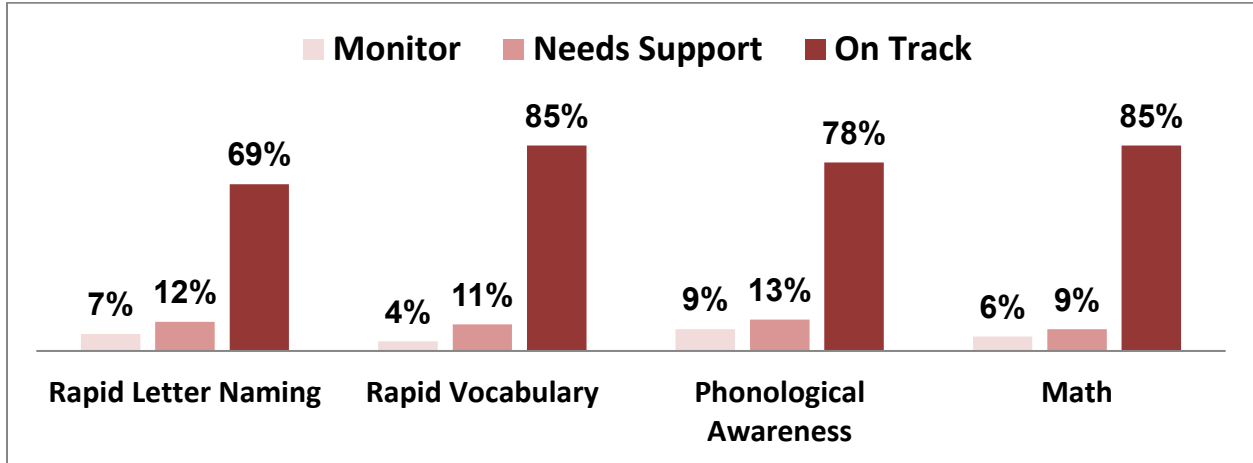
	Wave 1	Wave 2	Wave 3
Rapid Letter Naming	32%	53%	69%
Rapid Vocabulary	68%	84%	85%
Phonological Awareness	75%	74%	78%
Math	82%	81%	85%
Science	84%	87%	87%
Social Studies	84%	88%	85%
Social Emotional	93%	88%	85%
Approaches to Learning	86%	88%	88%
Physical Development	88%	80%	82%
Listening	16%	29%	40%
Words In a Sentence	18%	34%	47%
Patterns	85%	84%	88%
Total Students Tested	456	451	434

Listening, Words in a Sentence and Patterns are Optional areas

CSNT Head Start

CIRCLE Assessment 2023-2024

Wave 3 Program Report



*Out of Range: The child is not within the specified age range or there is no established threshold at this time.

Percentage for the Out-of-Range areas is Rapid Letter naming 12%, Listening 22%, and Words in a Sentence 20%.

CSNT Head Start – CIRCLE Assessment

Wave 3 Age Comparison Data 2023-2024

	3-Year-Old	4-Year-Old
Rapid Letter Naming	64%	75%
Rapid Vocabulary	92%	78%
Phonological Awareness	82%	75%
Math	88%	81%
Science	88%	85%
Social Studies	85%	86%
Social Emotional	90%	78%
Approaches to Learning	94%	81%
Physical Development	83%	79%
Listening	28%	54%
Words in a Sentence	31%	64%
Patterns	88%	87%
Total Students Tested	214	220

Percentage based on “On Target”

Listening, Words in a Sentence and Patterns are Optional areas.

CSNT Head Start – CIRCLE Assessment

Wave 3 Race Comparison Data 2023-2024


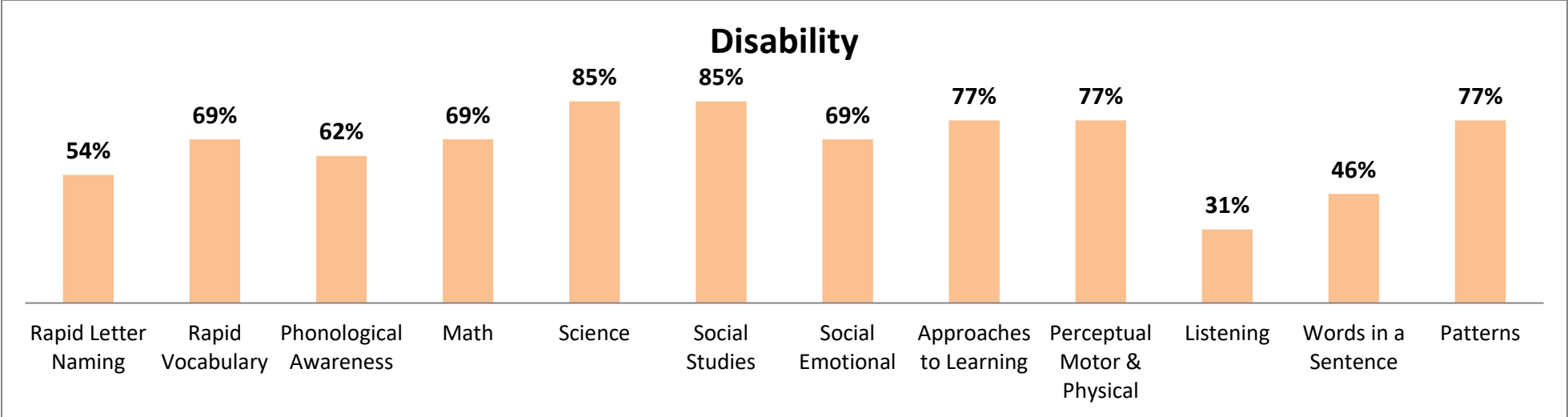
	White	Black / African American	Hispanic	Multiracial
Rapid Letter Naming	51%	77%	58%	63%
Rapid Vocabulary	82%	85%	71%	80%
Phonological Awareness	71%	78%	79%	80%
Math	75%	91%	83%	89%
Science	89%	90%	96%	98%
Social Studies	89%	90%	83%	80%
Social Emotional	82%	76%	96%	98%
Approaches to Learning	84%	86%	92%	96%
Physical Development	91%	83%	71%	87%
Listening	44%	49%	21%	30%
Words in a Sentence	48%	67%	46%	48%
Patterns	78%	92%	92%	89%
Total Students Tested	121	239	29	45

Percentage based on “On Target”

Listening, Words in a Sentence and Patterns are Optional areas.

CSNT Head Start – CIRCLE Assessment

Wave 3 2023-2024



Percentage based on "On Target"

Early Head Start CIRCLE Assessment 2023-2024 Wave 3



This data reflects demographic information on the students who participated in this assessment session.

Total Students Participating: No Infants Data for Wave 3	0 – Infants 12-18 Months
---	---

Gender

Male:	0%	Female:	0%
--------------	-----------	----------------	-----------

Race

White: 0%	Black/African American: 0%	Hispanic: 0%
Multiracial: 0%		Not Specified: 0%

Language

English: 0%	Spanish 0%	Unknown: 0%
------------------------------	-----------------------------	------------------------------

Disabilities

Yes:	0%	No:	0%
-------------	-----------	------------	-----------



This data reflects demographic information on the students who participated in this assessment session.

Total Students Participating:	2 – Toddlers 18- 24 Months
--------------------------------------	---

Gender

Male:	50%	Female:	50%
--------------	------------	----------------	------------

Race

White: 50%	Black/African American: 50%	Hispanic: 0%
Multiracial: 0%		Not Specified: 0%

Language

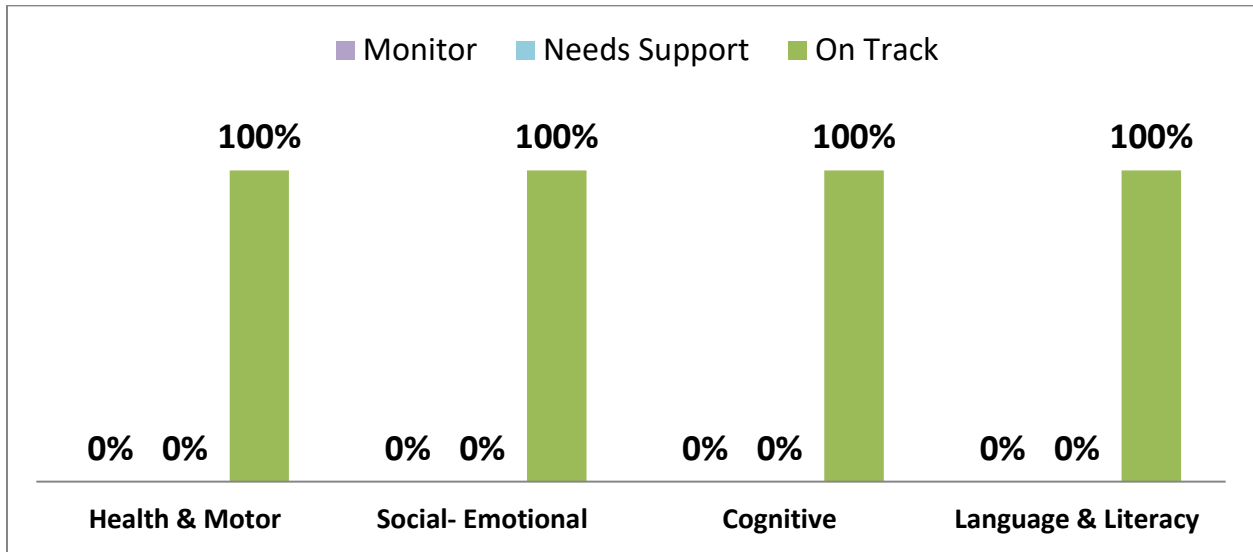
English: 100%	Spanish 0%	Unknown: 0%
--------------------------------	-----------------------------	------------------------------

Disabilities

Yes:	0%	No:	100%
-------------	-----------	------------	-------------

CSNT Early Head Start – CIRCLE Assessment 2023-2024

Wave 3 - Toddlers



No Disability Data for Toddlers

No Dual Language Learners

Race	White	Black / African American	Hispanic	Multiracial
Health & Motor	100%	100%	0%	0%
Social - Emotional	100%	100%	0%	0%
Cognitive	100%	100%	0%	0%
Language & Literacy	100%	100%	0%	0%
Total Students Tested	1	1	0	0

Percentage based on “On Target” for Race



This data reflects demographic information on the students who participated in this assessment session.

Total Students Participating:	14– Pre-School Entry 2-3 Years
--------------------------------------	---

Gender

Male:	57%	Female:	43%
--------------	------------	----------------	------------

Race

White: 21%	Black/African American: 58%	Hispanic: 14%
Multiracial: 7%		Not Specified: 0%

Language

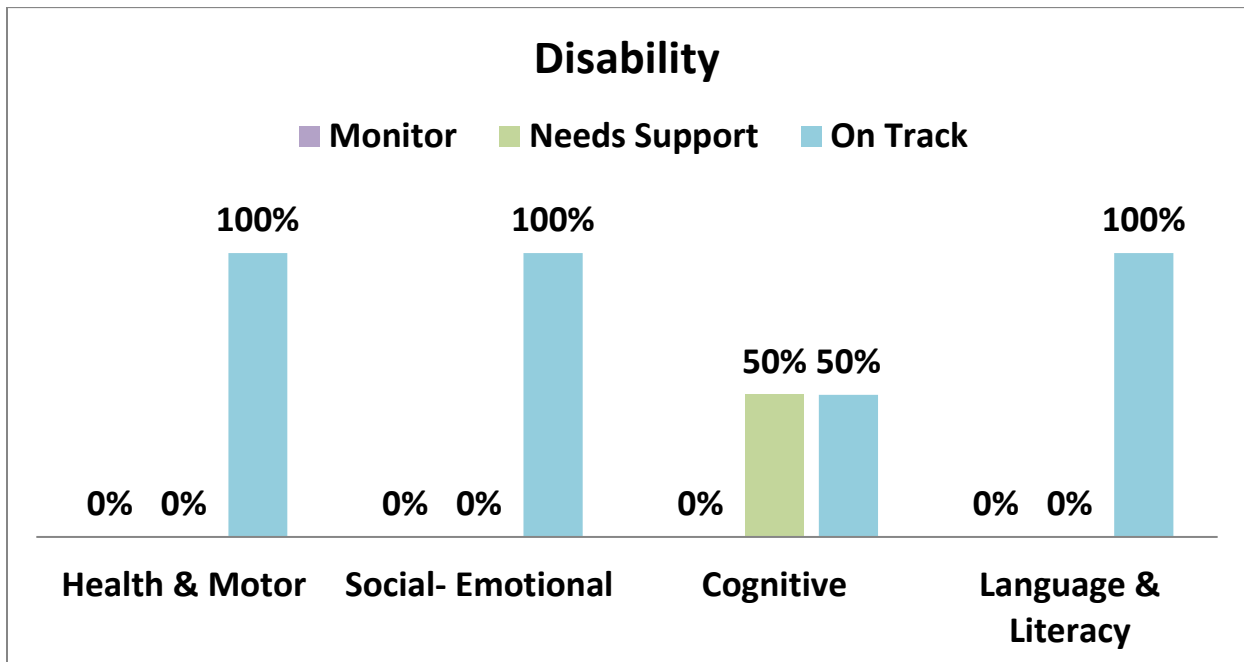
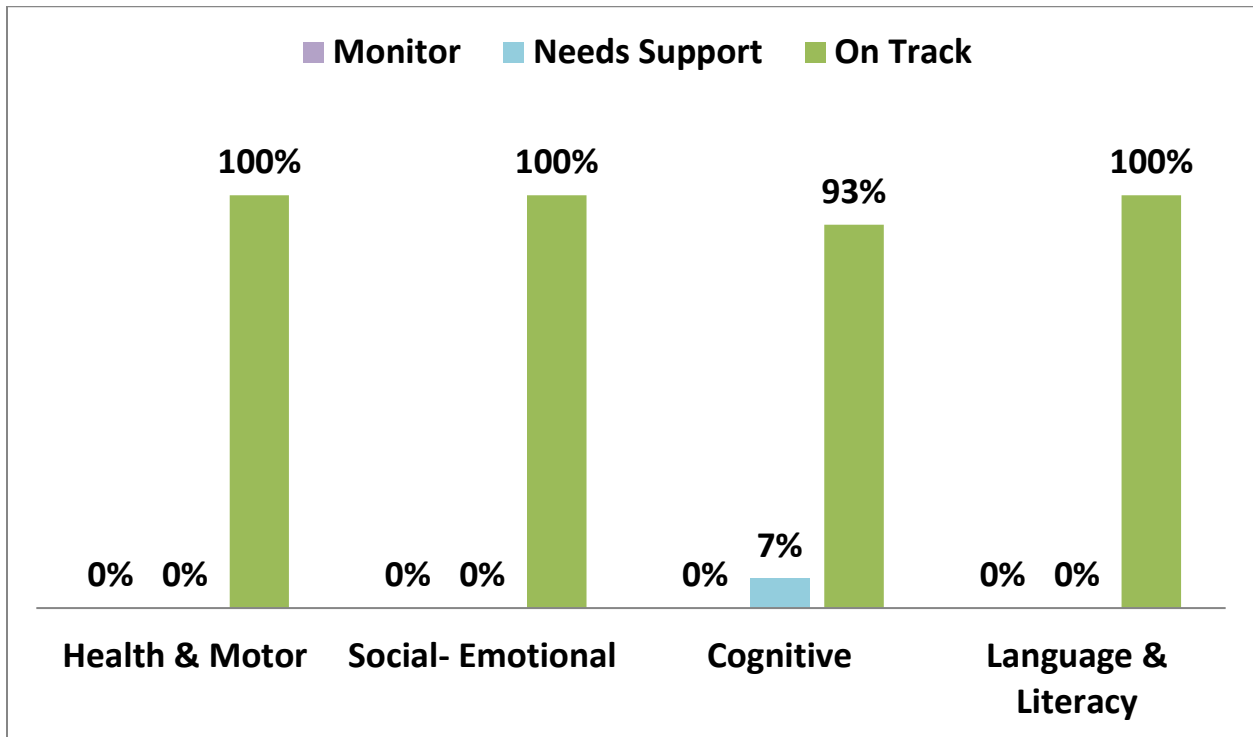
English: 86%	Spanish 14%	Unknown: 0%
-------------------------------	------------------------------	------------------------------

Disabilities

Yes:	14%	No:	86%
-------------	------------	------------	------------


CSNT Early Head Start – CIRCLE Assessment 2023-2024

Wave 3 – Pre School Entry



CSNT Early Head Start – CIRCLE Assessment 2023-2024

Wave 3 – Pre School Entry



Race	White	Black / African American	Hispanic	Multiracial
Health & Motor	100%	100%	100%	100%
Social - Emotional	100%	100%	100%	100%
Cognitive	100%	88%	100%	100%
Language & Literacy	100%	100%	100%	100%
Total Students Tested	3	8	2	1


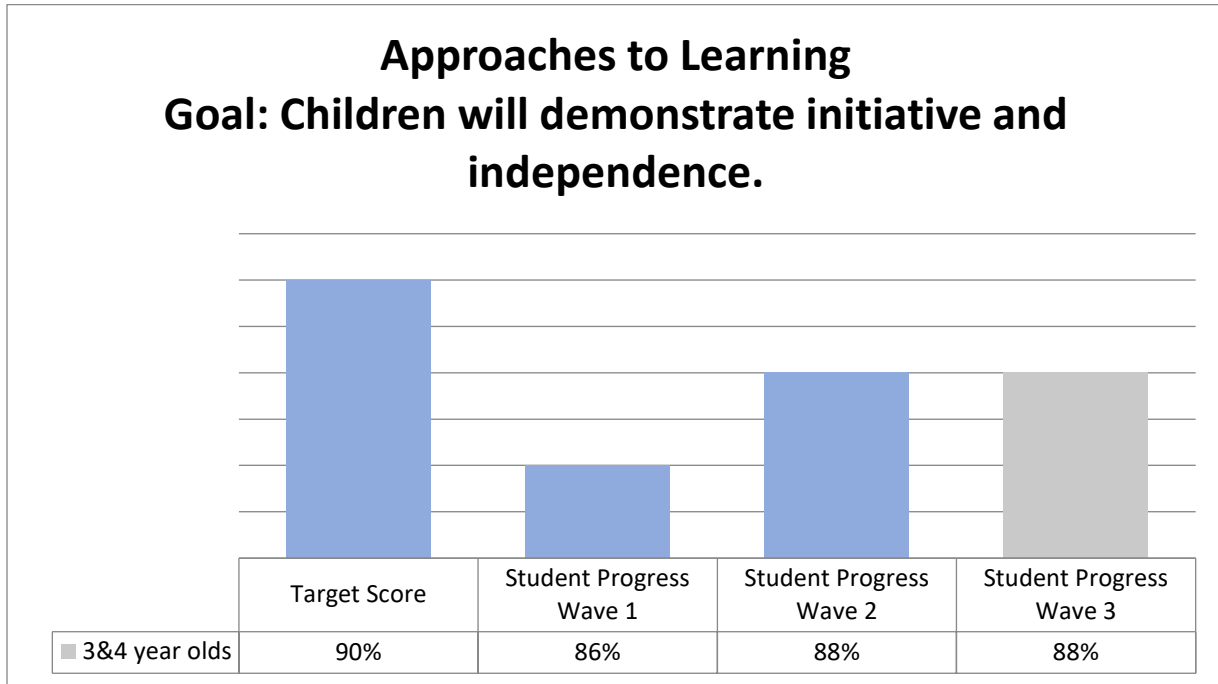
Percentage based on “On Target” for Race

CSNT Head Start


School Readiness Performance Data Report

Head Start

2023-2024



CSNT Head Start
School Readiness Performance Data Report
Head Start
2023-2024

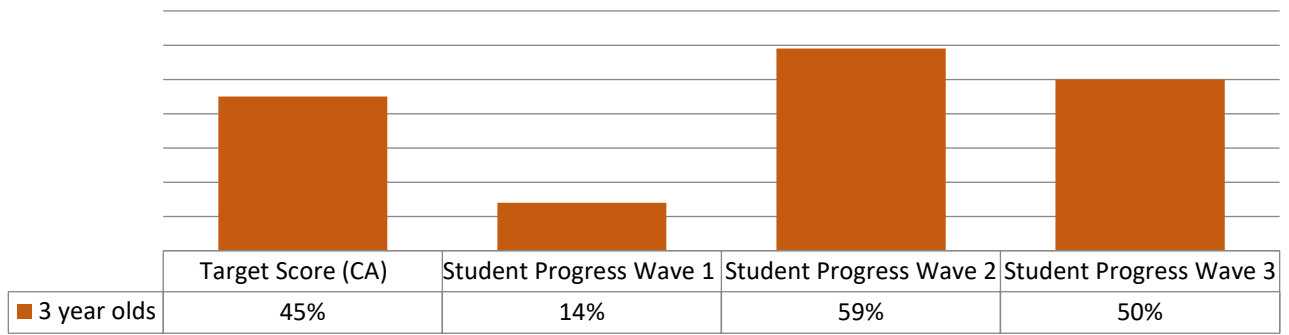


CSNT Head Start
School Readiness Performance Data Report
Head Start
2023-2024

Language and Literacy

Goal: Children will develop strong receptive and expressive language skills.

Children will learn and demonstrate alphabet knowledge....



CSNT Head Start

School Readiness Performance Data Report

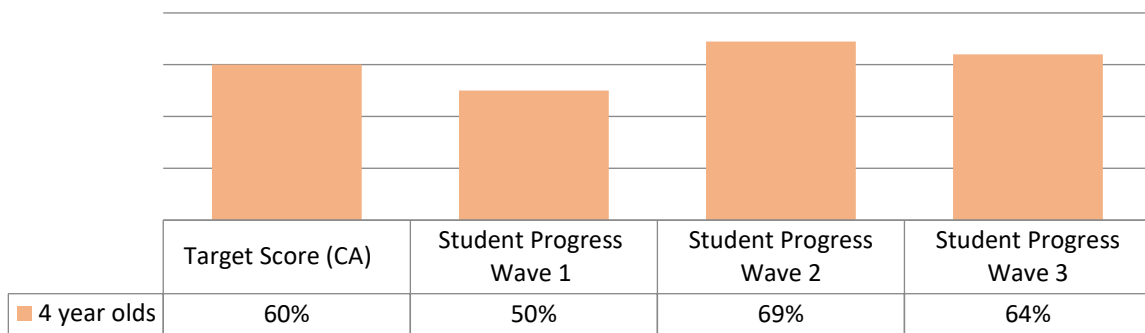
Head Start

2023-2024

Language and Literacy

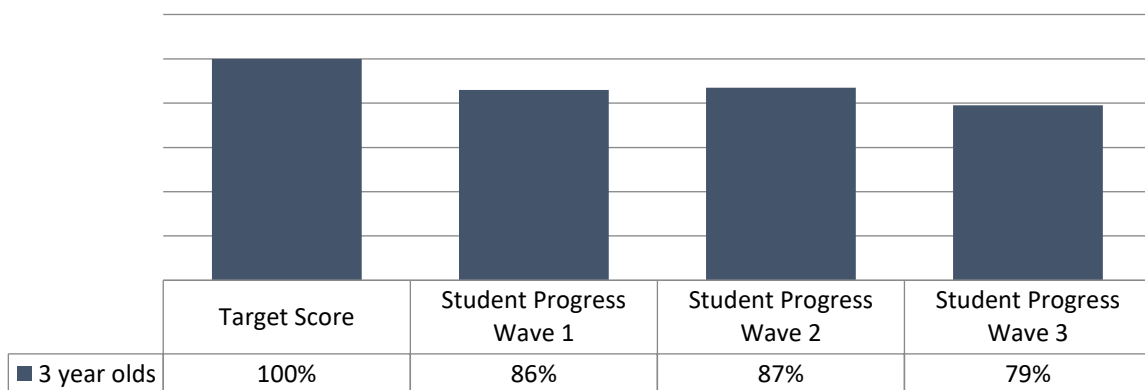
Goal: Children will develop strong receptive and expressive language skills.

Children will learn and demonstrate alphabet knowledge.



Perceptual, Motor, and Physical Development

Goal: Children will demonstrate control of large and small muscles for movement, coordination and balance.



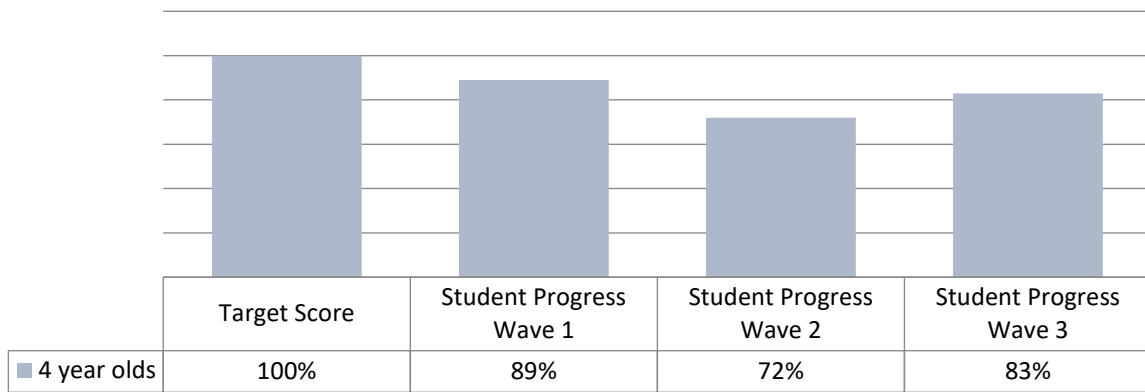
CSNT Head Start

School Readiness Performance Data Report

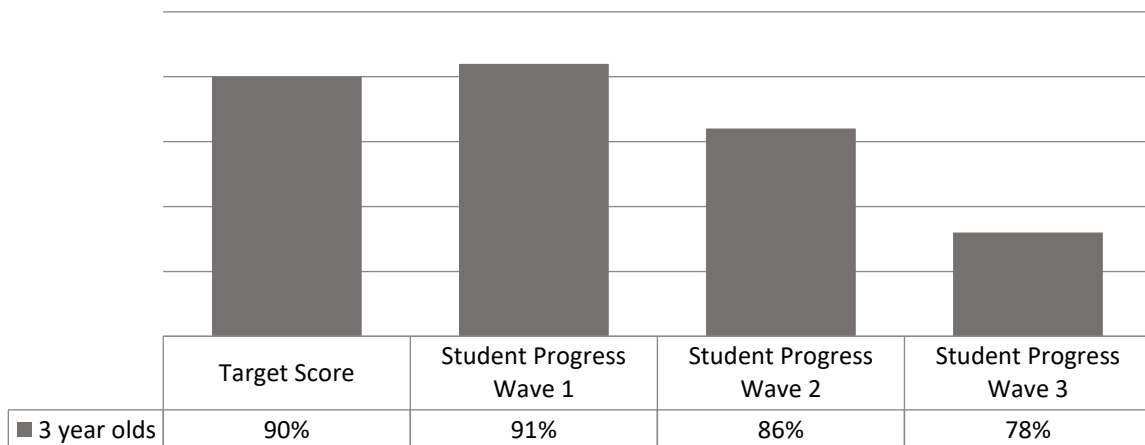
Head Start

2023-2024

Perceptual, Motor, and Physical Development
Goal: Children will control of large and small muscles for movement, coordination and balance.



Social and Emotional Development
Goal: Children will demonstrate interact with peers, cooperating and solving problems.



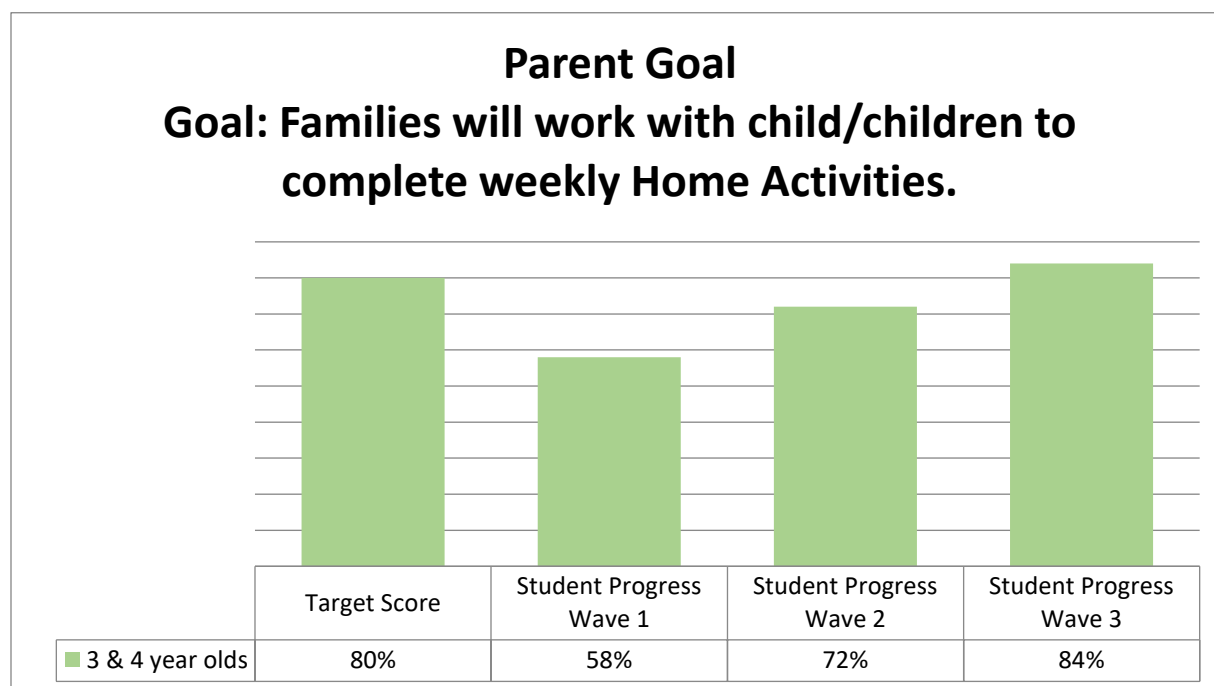
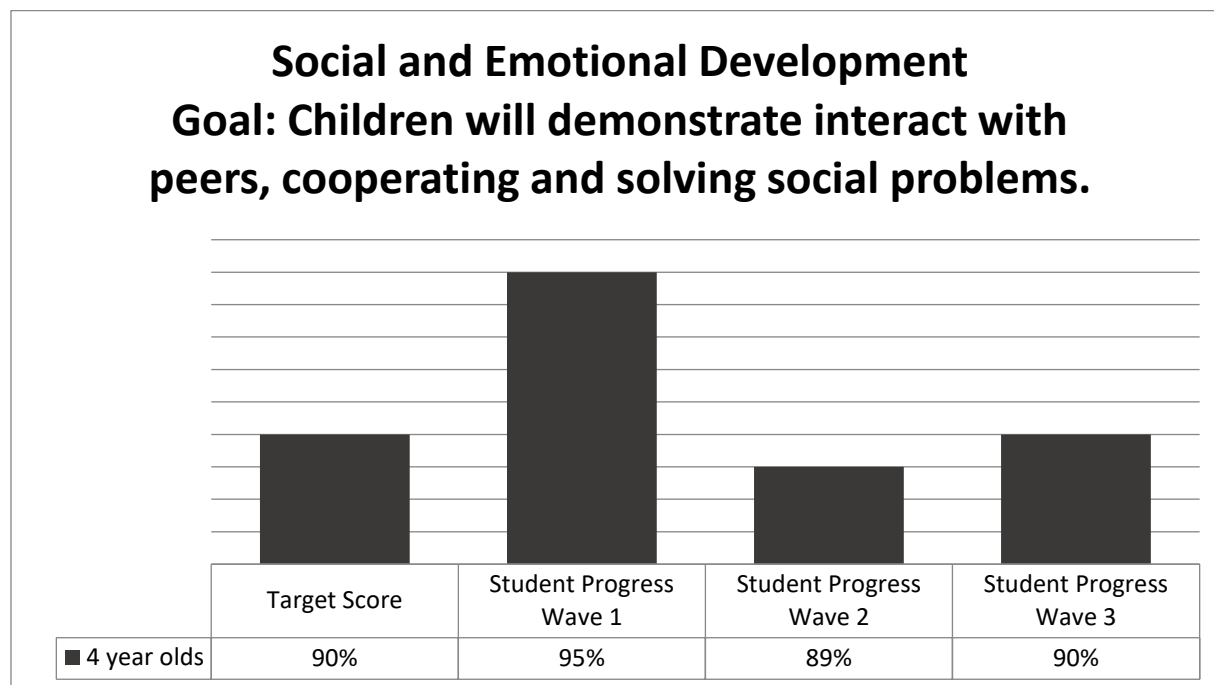
Percentages are based on actual data from Frog Street/Circle Assessment.

CSNT Head Start

School Readiness Performance Data Report

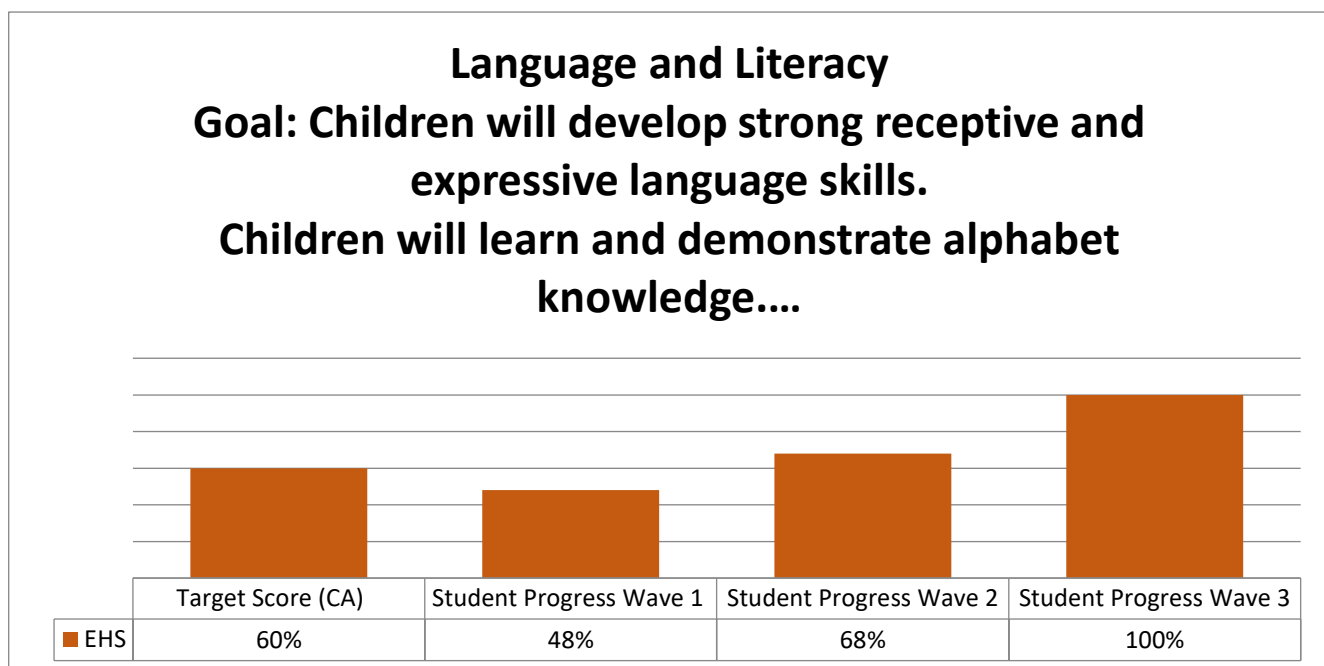
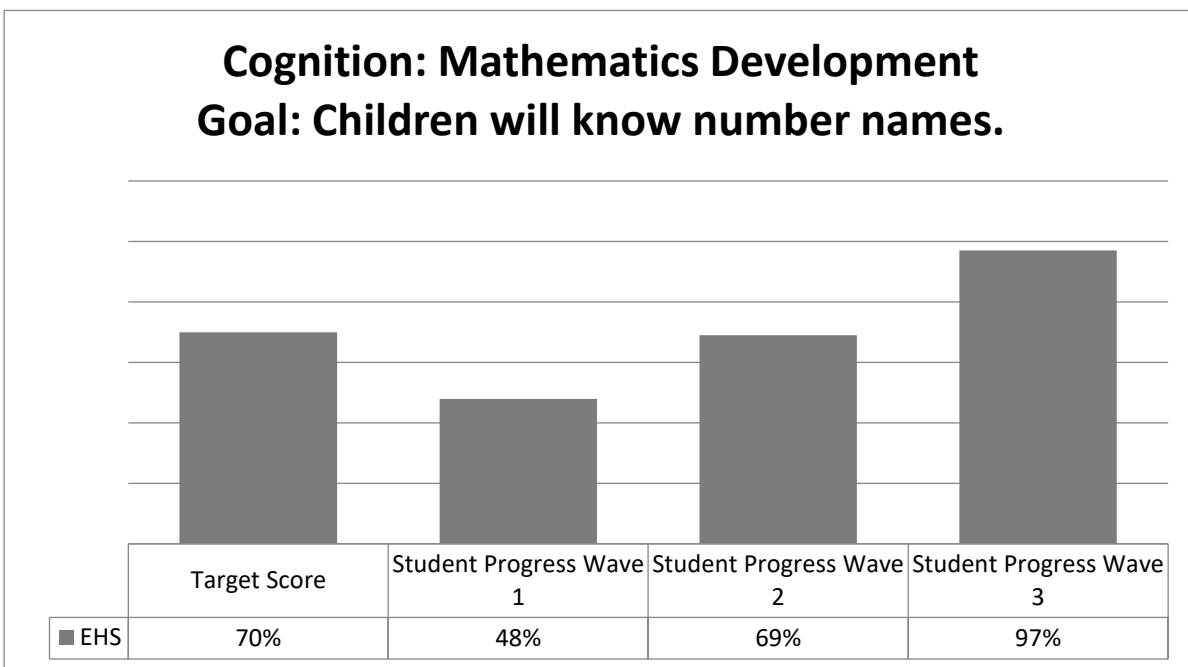
Head Start

2023-2024



Percentages are based on actual data from Frog Street/Circle Assessment.

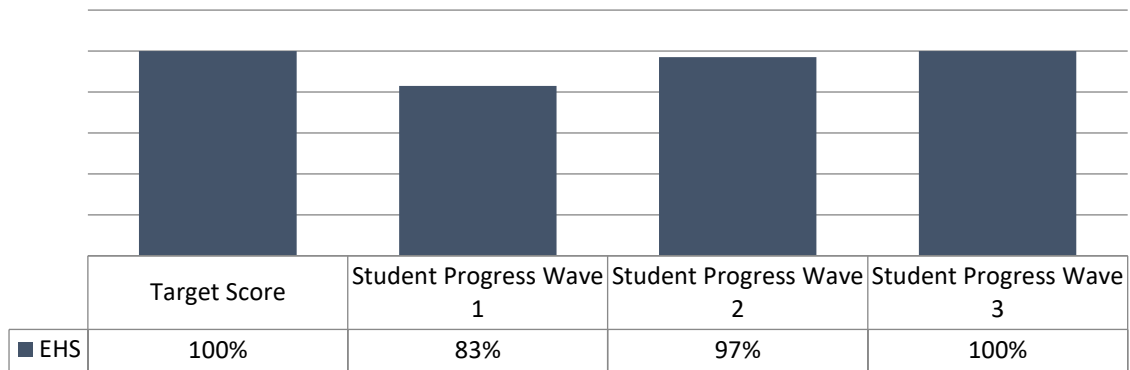
CSNT Head Start
School Readiness Performance Data Report
Early Head Start
2023-2024



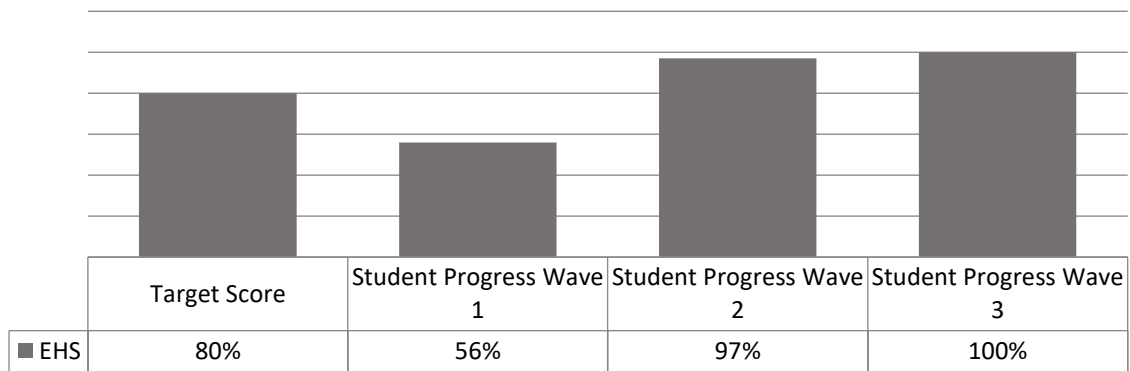
Percentages are based on actual data from Frog Street/Circle Assessment.

CSNT Head Start
School Readiness Performance Data Report
Early Head Start
2023-2024

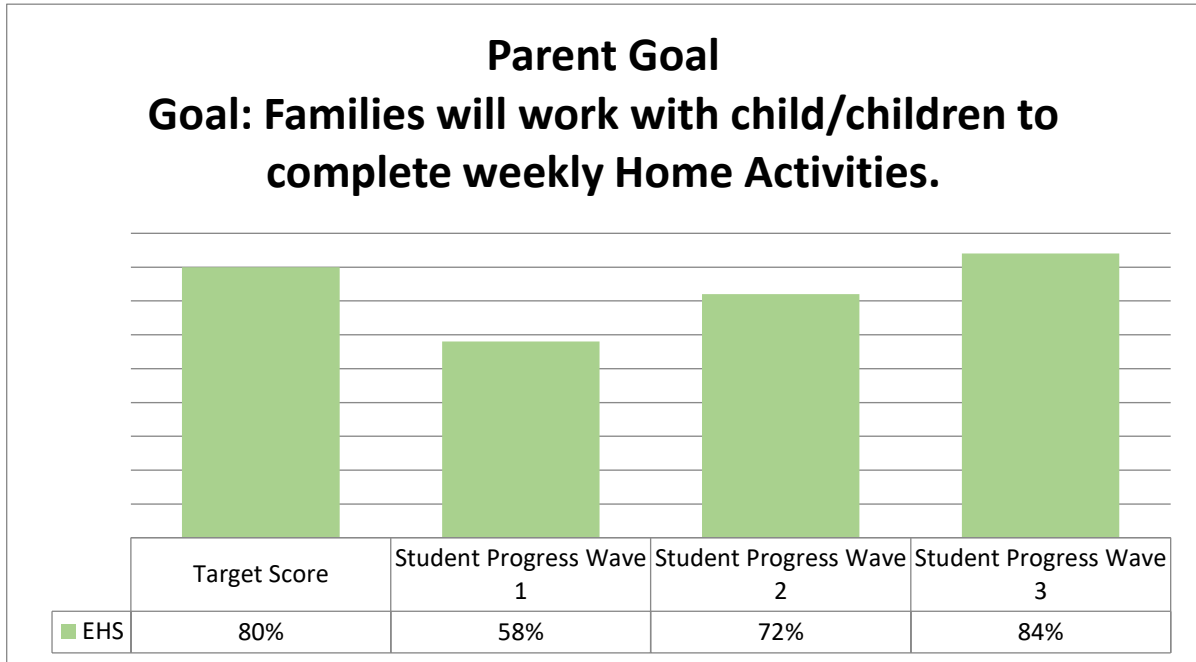
Perceptual, Motor, and Physical Development
Goal: Children will demonstrate control of large and small muscles for movement, coordination and balance.



Social and Emotional Development
Goal: Children will demonstrate interact with peers, cooperating and solving social problems.



CSNT Head Start
School Readiness Performance Data Report
Early Head Start
2023-2024



Percentages are based on actual data from Frog Street/Circle Assessment.

Parent, Family, and Community Engagement Framework School Readiness Goals 2023-2024

1. Goal: Parents will ensure that all children are healthy.

Objective: 85% of all students will complete health requirements. **70%**

Action Steps:

1. 87% compliance of all EPTSD physical requirements. **77%**
2. 92% Compliance on initial physicals. **87%**
3. 85% Compliance on all six month dentals. **48%**
4. 85% compliance on lead and hemoglobin. **66%**

2. Goal: Parents will increase family engagement skills.

Objective: 80% of Parents will participate in Family Engagement Activities. **62%**

Action Steps:

1. 40% Parent Meeting Attendance **33%**
2. 75% participation in Read Across America. – **100%**
3. 80% Ready Rosie Parent Participation-**51%**

3. Goal: Parents will be prepared for transition into Kindergarten.

Objective: 80% of parents will complete activities that will ensure their child is ready to transition to ISD campus. **84%**

Action Steps:

1. 85% parent participation in Home Visits and Parent Teacher Conferences. **99%**
2. 80% completion of home activities. **72%**
3. 80% participation at the end of the year transition meeting. **80%**

4. Goal: Parent and Staff will participate in Mental Wellness activities.

Objective: 90% of parents and staff will participate in mental wellness activities. **78%**

Action Steps:

1. 50% participation in quarterly staff wellness activity. **35%**
2. 80% of parents will receive a quarterly Health/Wellness Newsletter. **100%**
3. 90% participation in staff wellness training. **100%**

CSNT Head Start 2023-2024 Program Goals Progress Report

Program Goal 1: Strengthen comprehensive Health Services within the program.					
Year Five Objective One Outcome: 87% of parents will obtain (EPDST) health requirements for their children					
Fall Progress	71%	Winter Progress	81%	Spring Progress	77%
Program Goal 1 Challenges: Parents understanding the importance of completing health steps					

Program Goal 1: Strengthen comprehensive Health Services within the program.					
Year Five Objective Two Outcome: 90% of parents/staff will participate in wellness activities					
Fall Progress	77%	Winter Progress	68%	Spring Progress	78%
Program Goal 1 Challenges: Parents/staff feeling connected to the activities offered					

Program Goal 2: Provide Comprehensive School Readiness					
Year Five Objective One Outcome: 70% of Head Start children will name upper and lowercase letters					
Fall Progress	32%	Winter Progress	64%	Spring Progress	69%
Program Goal 2 Challenges: Teachers individualizing according to the data in the child assessment system					

Program Goal 2: Provide Comprehensive School Readiness					
Year Five Objective Two Outcome: 75% of children will sequence count to 50					
Fall Progress	15%	Winter Progress	40%	Spring Progress	54%
Program Goal 2 Challenges: Teachers individualizing according to the data in the child assessment system					

Program Goal 2: Provide Comprehensive School Readiness.					
Year Five Objective Three Outcome: <u>Head Start</u> - 6 (Quality Score) in CLASS Emotional Support (ES) And Classroom Organization (CO) and 3 (Quality Score) increase in Instructional Support (IS) <u>Early Head Start</u> – Emotional & Behavior score of 6 and Engaged Learning score of 6 and Responsive Caregiving score of 6					
Fall Progress	ES 6.09 CO 5.61 IS 4.55 EB 6.1 EL 5.67 RC 6.07	Winter Progress	ES 6.31 CO 5.44 IS 4.08 EB N/A EL N/A RC 5.25	Spring Progress	ES 6.33 CO 6.11 IS 5.34 EB 6.4 EL 6 RC 6.44
Program Goal 2 Challenges: Staff turnover, Teacher motivation, lack of understanding concepts					

Program Goal 2: Provide Comprehensive School Readiness					
Year Five Objective Four Outcome: 85% of Early Head Start children will demonstrate interactions with their peers					
Fall Progress	56%	Winter Progress	97%	Spring Progress	100%
Program Goal 2 Challenges: Teachers individualizing according to the data in the child assessment system					

Program Goal 3: Increase Parent Involvement in the Head Start Program					
Year Five Objective One Outcome: 70% of parents will be involved in their child’s education					
Fall Progress	56%	Winter Progress	62%	Spring Progress	84%
Program Goal 3 Challenges: Parent’s ability to participate in activities due to other commitments such as work or family responsibilities					

CSNT CLASS Program Scores-Head Start **Spring 2023** Vs. **Spring 2024**

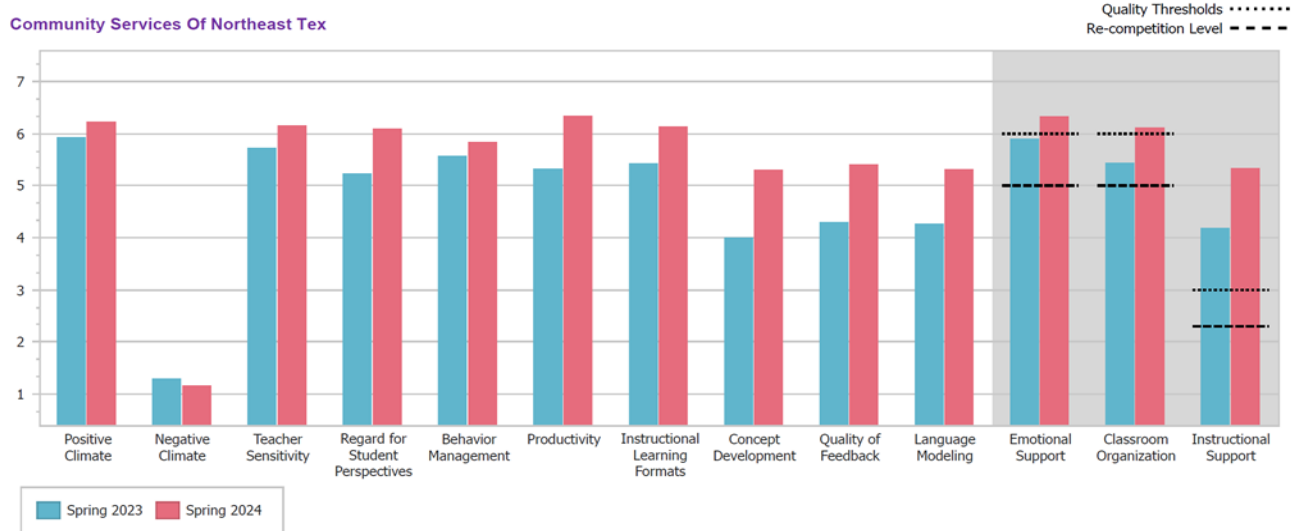
Pre-K-CLASS Averages

5/22/2024
11:32 AM



Community Services Of Northeast Tex
5630 - Pre-K CLASS® Average Score Charts
Observation Periods: Spring 2024, Spring 2023

Page 1 of 1
BParton



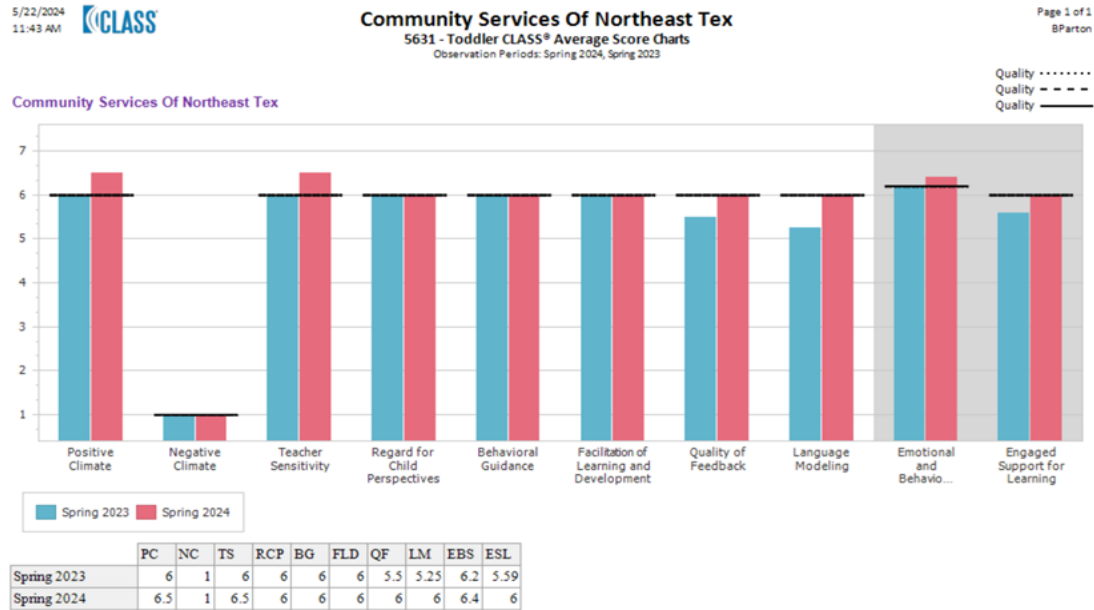
	PC	NC	TS	RSP	BM	PD	ILF	CD	QF	LM	ES	CO	IS
Spring 2023	5.93	1.3	5.73	5.23	5.57	5.33	5.43	4	4.3	4.27	5.9	5.44	4.19
Spring 2024	6.23	1.16	6.16	6.09	5.84	6.34	6.14	5.3	5.41	5.32	6.33	6.11	5.34

Competitive Thresholds	Quality Thresholds	CSNT CLASS Scores Spring 2023	CSNT CLASS Scores Spring 2024
Emotional Support-5	Emotional Support-6	Emotional Support-5.9	Emotional Support 6.33
Classroom Organization-5	Classroom Organization-6	Classroom Organization-5.44	Classroom Organization 6.11
Instructional Support-2.3	Instructional Support-3	Instructional Support-4.19	Instructional Support 5.34

*Spring 2024-Out of the 22 classrooms, we had 1 Teaching Assistant taking on the duties of the Lead Teacher.

CSNT CLASS Program Scores **Spring 2023** Vs. **Spring 2024**

Early Head Start Averages-Toddlers



Quality Thresholds	CSNT CLASS Scores Spring 2023	CSNT CLASS Scores Spring 2024
Emotional and Behavioral Support 6.00	Emotional and Behavioral Support 6.20	Emotional and Behavioral Support 6.40
Engaged Support for Learning 6.00	Engaged Support for Learning 5.59	Engaged Support for Learning 6.00

*Spring 2024-We had 1 new teacher in the classroom that was not observed.

CSNT CLASS Program Scores **Spring 2023** Vs. **Spring 2024**

Early Head Start Averages-Infants

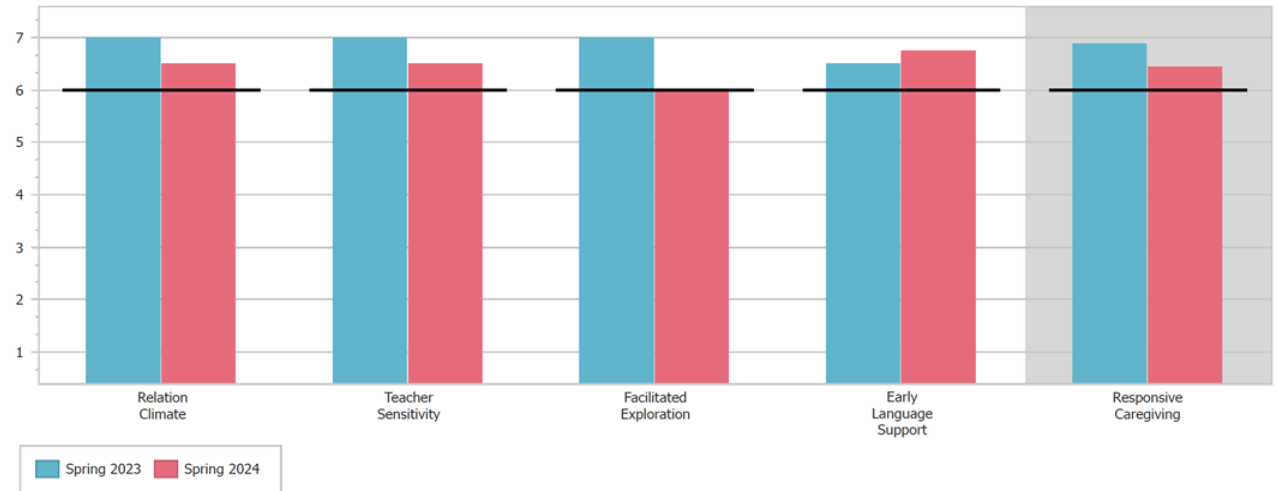
5/22/2024
11:46 AM



Community Services Of Northeast Tex
5632 - Infant CLASS® Average Score Charts
Observation Periods: Spring 2024, Spring 2023

Page 1 of 1
BParton

Community Services Of Northeast Tex



	RC	TS	FE	ELS	RCG
Spring 2023	7	7	7	6.5	6.88
Spring 2024	6.5	6.5	6	6.75	6.44

Quality Thresholds	CSNT CLASS Scores Spring 2023	CSNT CLASS Scores Spring 2024
Responsive Caregiving 6.00	Responsive Caregiving 6.88	Responsive Caregiving 6.44