



This data reflects demographic information on the students who participated in this assessment session.

\*Texarkana Pre-School not included in this data.

<b>Total Students Participating:</b>	<b>313</b>
--------------------------------------	------------

### Students Age

<b>Three-Year-Old :</b>	<b>43%</b>	<b>Four-Year-Old:</b>	<b>57%</b>
-------------------------	------------	-----------------------	------------

### Race

<b>White:</b> <b>42%</b>	<b>Black/African American:</b> <b>34%</b>	<b>Hispanic:</b> <b>9%</b>
<b>Multiracial:</b> <b>15%</b>		<b>Not Specified:</b> <b>0%</b>

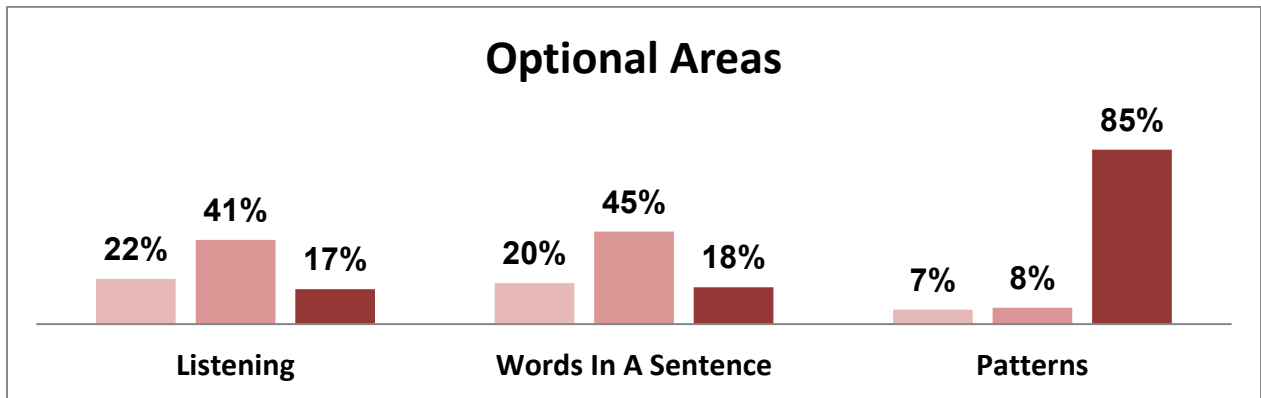
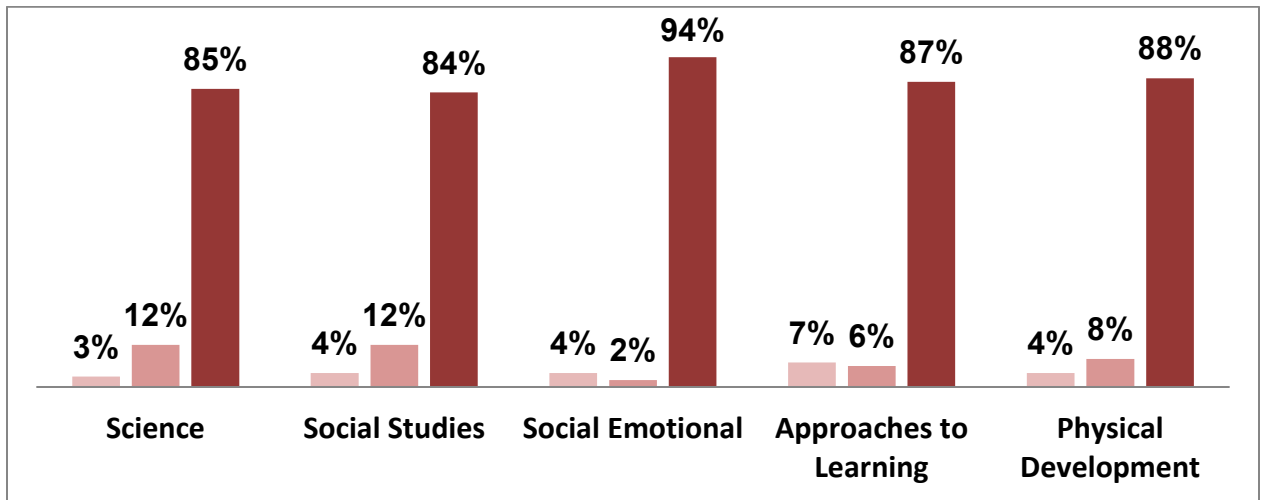
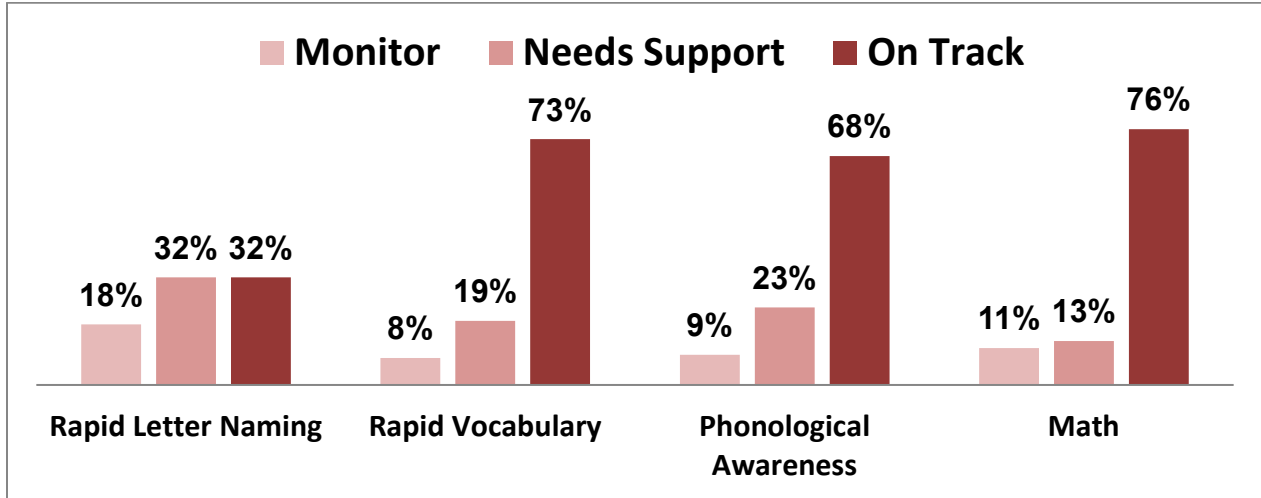
### Language\*

<b>English:</b> <b>90%</b>	<b>Spanish</b> <b>10%</b>	<b>Unknown:</b> <b>0%</b>
-------------------------------	------------------------------	------------------------------

### Disabilities

<b>Yes:</b>	<b>2%</b>	<b>No:</b>	<b>98%</b>
-------------	-----------	------------	------------

# CSNT Head Start Pre- School CIRCLE Assessment 2024-2025 Wave 1 Program Report



\*Out of Range: The child is not within the specified age range or there is no established threshold at this time.

Percentage for the Out-of-Range areas is Rapid Letter naming 18%, Listening 20%, and Words in a Sentence 18%.

**CSNT Head Start Pre-School**  
**CIRCLE Assessment Wave 1**  
**Age Comparison Data 2024-2025**

	3-Year-Old	4-Year-Old
Rapid Letter Naming	16%	45%
Rapid Vocabulary	80%	67%
Phonological Awareness	78%	59%
Math	73%	77%
Science	93%	79%
Social Studies	91%	78%
Social Emotional	90%	97%
Approaches to Learning	83%	89%
Physical Development	88%	86%
Listening	2%	28%
Words in a Sentence	13%	21%
Patterns	83%	85%
<b>Total Students Tested</b>	<b>134</b>	<b>179</b>

Percentage based on “On Target”

Listening, Words in a Sentence and Patterns are Optional areas.

# CSNT Head Start Pre-K School

## CIRCLE Assessment Wave 1

### Race Comparison Data 2024-2025


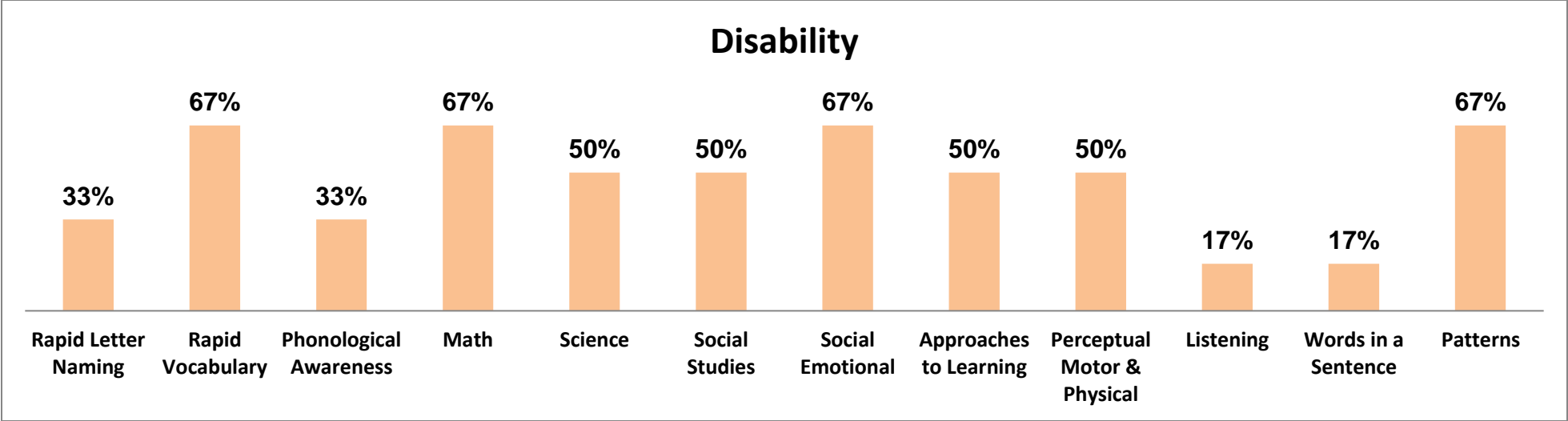
	White	Black / African American	Hispanic	Multiracial
Rapid Letter Naming	24%	46%	19%	31%
Rapid Vocabulary	76%	78%	42%	61%
Phonological Awareness	68%	70%	36%	61%
Math	76%	73%	64%	75%
Science	89%	85%	64%	79%
Social Studies	86%	85%	56%	79%
Social Emotional	97%	91%	89%	93%
Approaches to Learning	88%	79%	74%	84%
Physical Development	87%	87%	74%	82%
Listening	21%	17%	8%	11%
Words in a Sentence	17%	21%	16%	14%
Patterns	83%	88%	76%	82%
<b>Total Students Tested</b>	<b>132</b>	<b>105</b>	<b>28</b>	<b>48</b>

Percentage based on "On Target"

Listening, Words in a Sentence and Patterns are Optional areas.

# CSNT Head Start Pre-School

## CIRCLE Assessment 2024-2025 Wave 1



Percentage based on "On Target"



This data reflects demographic information on the students who participated in this assessment session.

<b>Total Students Participating:</b>	<b>125</b>
--------------------------------------	------------

**Students Age**

<b>Three-Year-Old :</b> 46%	<b>Four-Year-Old:</b> 54%
-----------------------------	---------------------------

**Race**

<b>White:</b> 4%	<b>Black/African American:</b> 87%	<b>Hispanic:</b> 6%
<b>Multiracial:</b> 3%		<b>Not Specified:</b> 0%

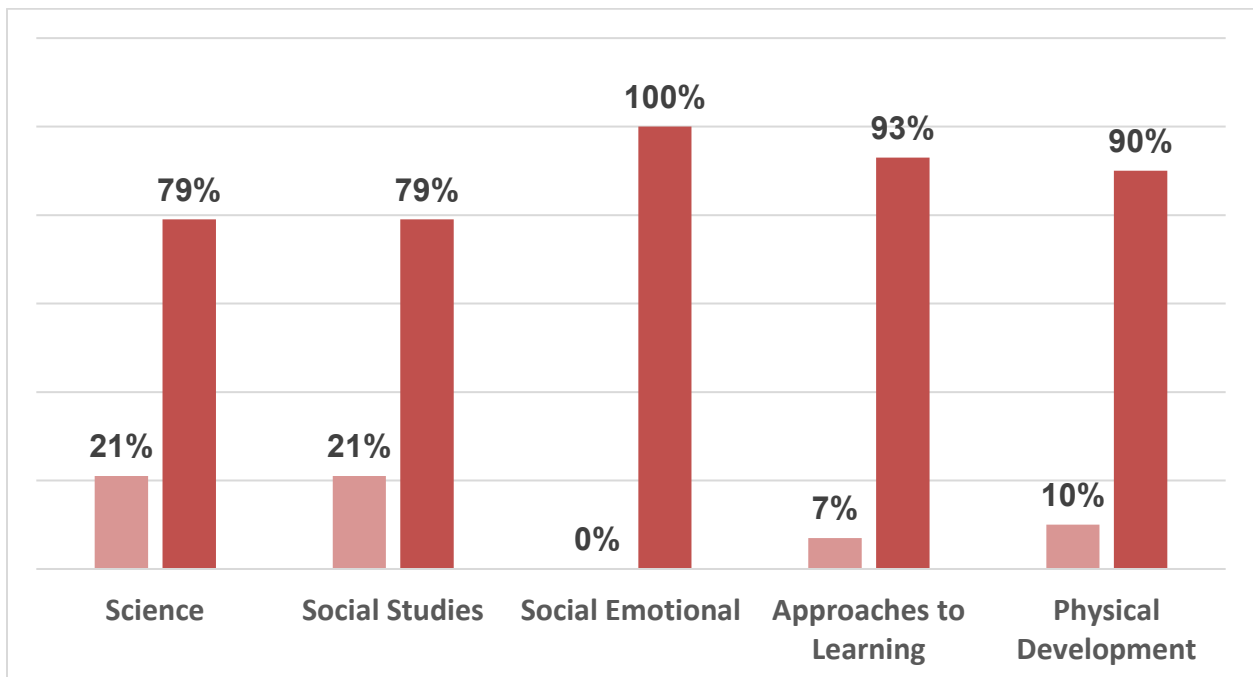
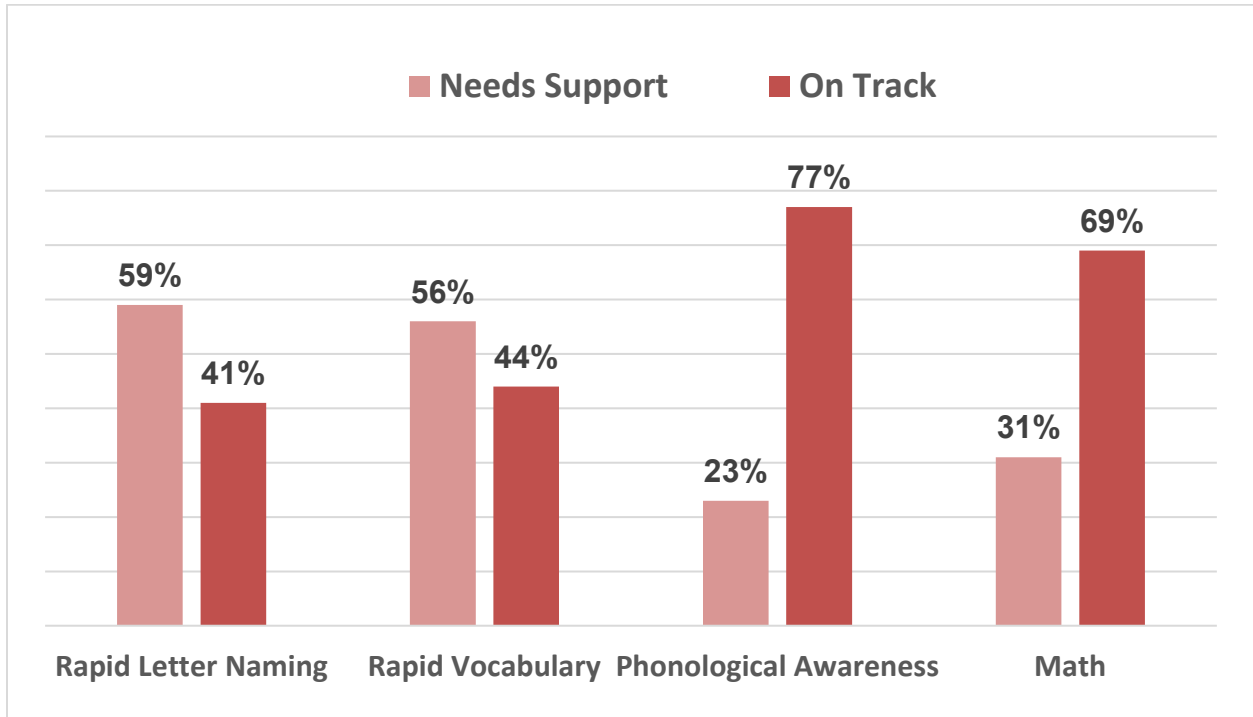
**Language\***

<b>English:</b> 98%	<b>Spanish</b> 2%	<b>Unknown:</b> 0%
------------------------	----------------------	-----------------------

**Disabilities**

<b>Yes:</b> 2%	<b>No:</b> 98%
----------------	----------------

# Texarkana Head Start Pre-School CIRCLE Assessment 2024-2025 Wave 1 Program Report



**CSNT Texarkana Pre-School**  
**CIRCLE Assessment Wave 1**  
**Age Comparison Data 2024-2025**

	3-Year-Old	4-Year-Old
Rapid Letter Naming	29%	49%
Rapid Vocabulary	63%	47%
Phonological Awareness	86%	70%
Math	59%	72%
Science	79%	70%
Social Studies	79%	70%
Social Emotional	100%	97%
Approaches to Learning	91%	95%
Physical Development	87%	94%
Total Students Tested	57	68

**Percentage based on “On Target”**



# CSNT Texarkana Pre-School CIRCLE Assessment Wave 1 Race Comparison Data 2024-2025

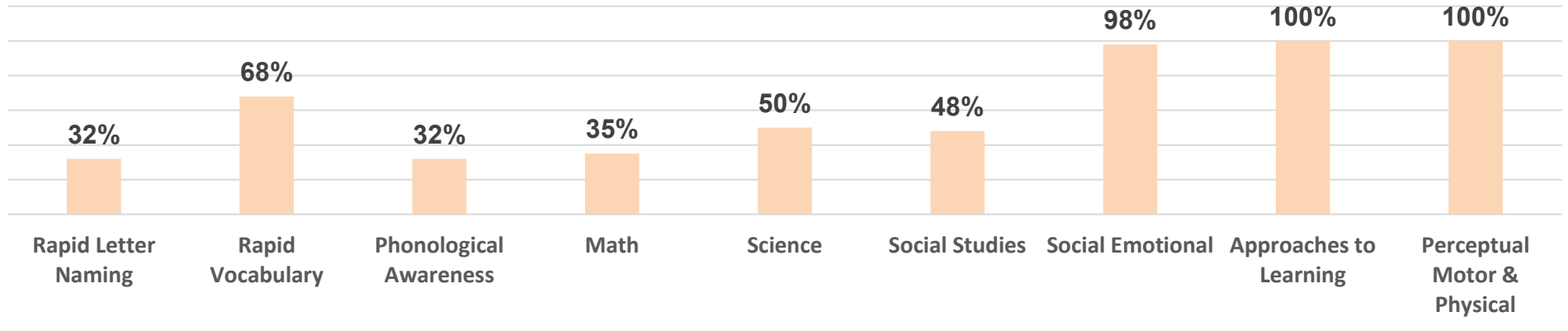
	White	Black / African American	Hispanic	Multiracial
Rapid Letter Naming	60%	37%	42%	43%
Rapid Vocabulary	80%	49%	68%	71%
Phonological Awareness	100%	70%	77%	80%
Math	25%	50%	67%	40%
Science	100%	72%	75%	100%
Social Studies	100%	72%	72%	100%
Social Emotional	98%	98%	98%	98%
Approaches to Learning	100%	88%	83%	75%
Physical Development	83%	100%	100%	88%
<b>Total Students Tested</b>	<b>5</b>	<b>109</b>	<b>7</b>	<b>4</b>

**Percentage based on “On Target”**

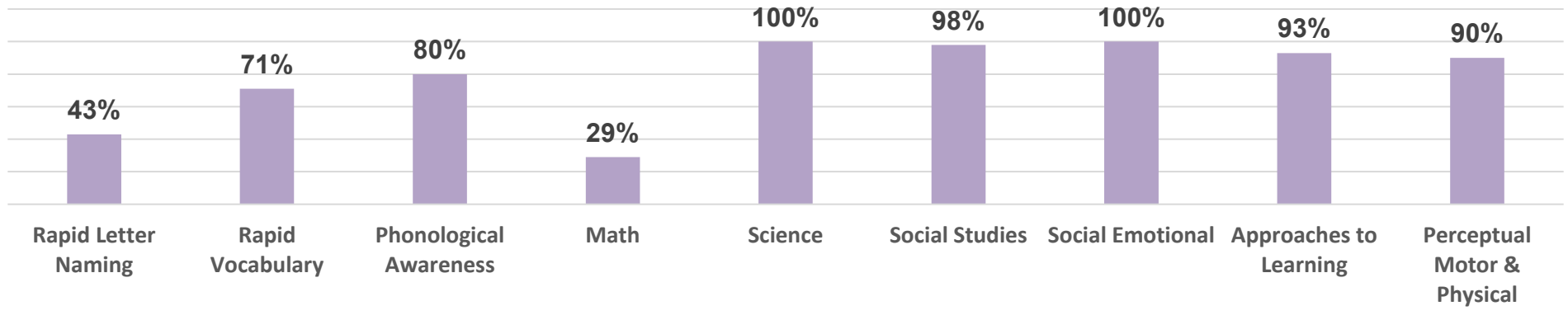
# CSNT Texarkana Pre-School

## CIRCLE Assessment 2024-2025 Wave 1

### Disabilities



### Dual Language Learners



Percentage based on "On Target"

**Early Head Start CIRCLE Assessment 2024-2025 Wave 1**



This data reflects demographic information on the students who participated in this assessment session.

<b>Total Students Participating:</b> <b>No Infants Data for Wave 1</b>	<b>0 – Infants</b> <b>12-18 Months</b>
---	---

**Gender**

<b>Male:</b> 0%	<b>Female:</b> 0%
-----------------	-------------------

**Race**

<b>White:</b> 0%	<b>Black/African American:</b> 0%	<b>Hispanic:</b> 0%
<b>Multiracial:</b> 0%		<b>Not Specified:</b> 0%

**Language**

<b>English:</b> 0%	<b>Spanish</b> 0%	<b>Unknown:</b> 0%
-----------------------	----------------------	-----------------------

**Disabilities**

<b>Yes:</b> 0%	<b>No:</b> 0%
----------------	---------------



This data reflects demographic information on the students who participated in this assessment session.

<b>Total Students Participating:</b>	<b>3 – Toddlers</b> <b>18- 24 Months</b>
--------------------------------------	---

**Gender**

<b>Male:</b>	<b>67%</b>	<b>Female:</b>	<b>33%</b>
--------------	------------	----------------	------------

**Race**

<b>White:</b> <b>0%</b>	<b>Black/African American:</b> <b>100%</b>	<b>Hispanic:</b> <b>0%</b>
<b>Multiracial:</b> <b>0%</b>		<b>Not Specified:</b> <b>0%</b>

**Language**

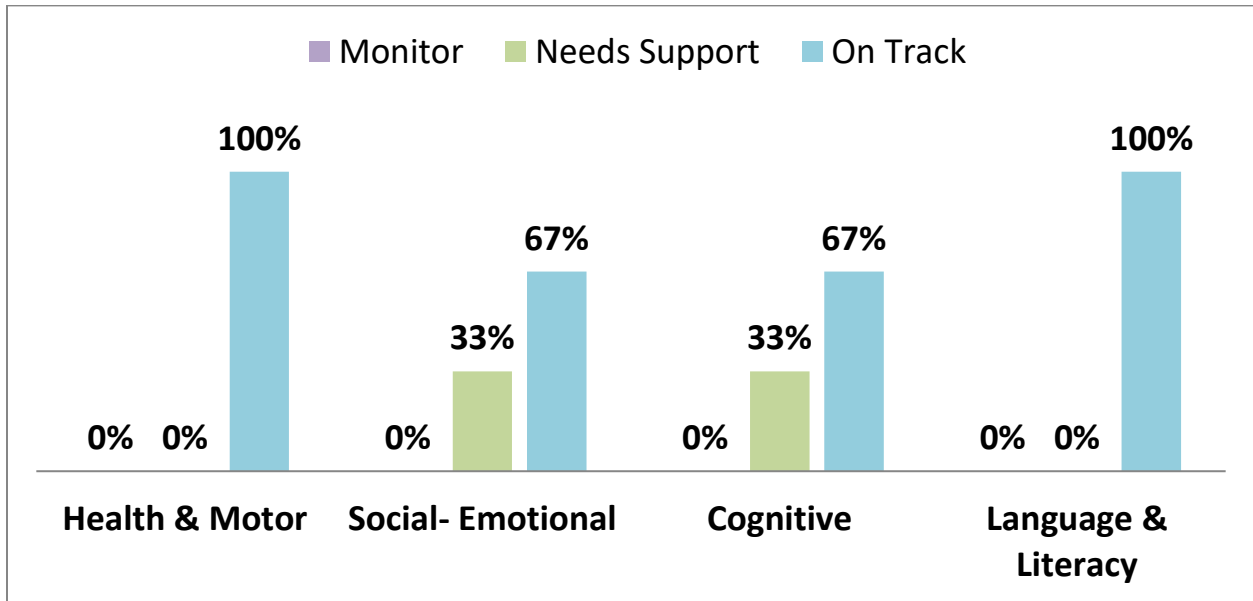
<b>English:</b> <b>100%</b>	<b>Spanish</b> <b>0%</b>	<b>Unknown:</b> <b>0%</b>
--------------------------------	-----------------------------	------------------------------

**Disabilities**

<b>Yes: 0%</b>	<b>No: 100%</b>
----------------	-----------------

# CSNT Early Head Start – CIRCLE Assessment 2024-2025

## Wave 1 - Toddlers



### No Disability

### No Dual Language Learners

Race	White	Black / African American	Hispanic	Multiracial
Health & Motor	0%	100%	0%	0%
Social - Emotional	0%	67%	0%	0%
Cognitive	0%	67%	0%	0%
Language & Literacy	0%	100%	0%	0%
<b>Total Students Tested</b>	<b>0</b>	<b>3</b>	<b>0</b>	<b>0</b>

Percentage based on “On Target” for Race



This data reflects demographic information on the students who participated in this assessment session.

<b>Total Students Participating:</b>	<b>13– Pre-School Entry 2-3 Years</b>
--------------------------------------	---

**Gender**

<b>Male:</b> 46%	<b>Female:</b> 54%
------------------	--------------------

**Race**

<b>White:</b> 38%	<b>Black/African American:</b> 54%	<b>Hispanic:</b> 8%
<b>Multiracial:</b> 0%		<b>Not Specified:</b> 0%

**Language**

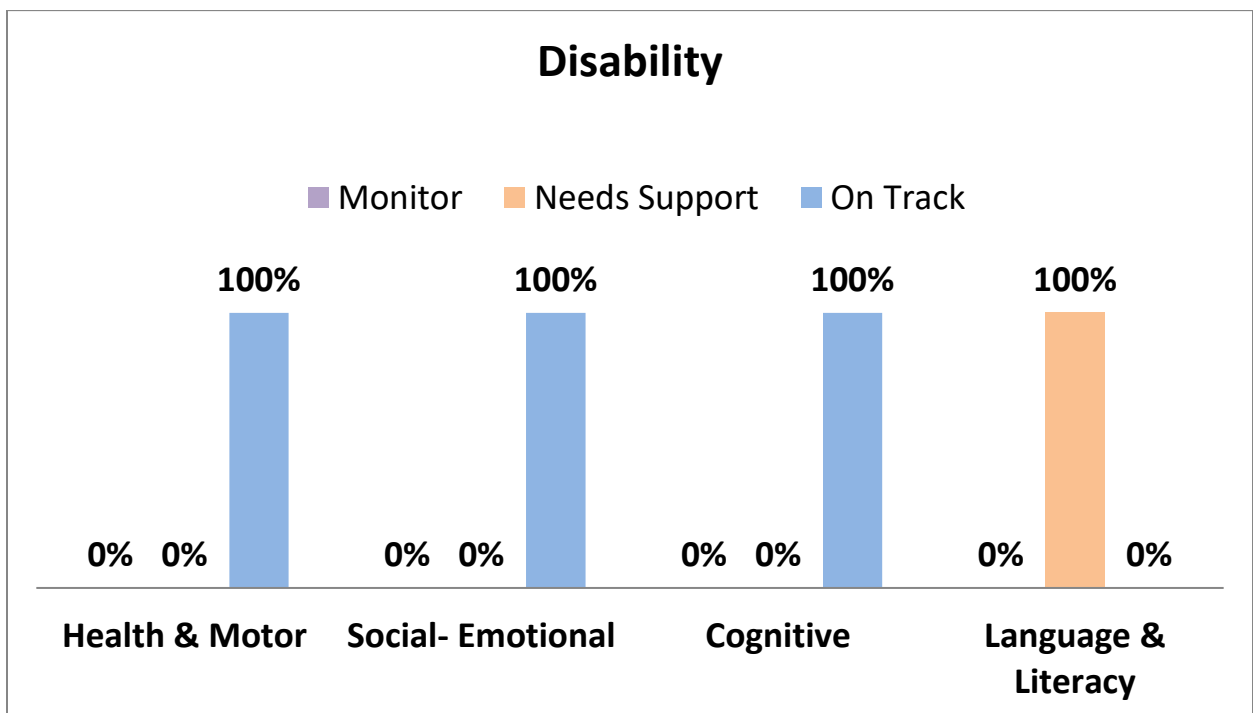
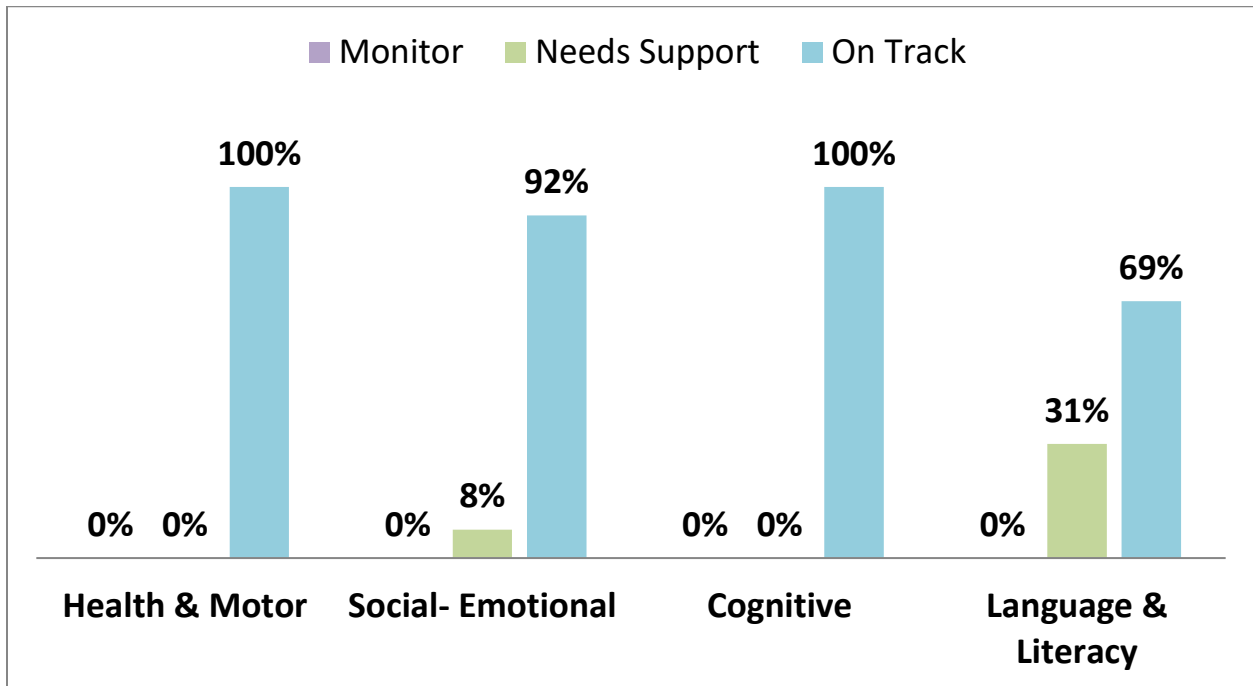
<b>English:</b> 92%	<b>Spanish</b> 8%	<b>Unknown:</b> 0%
------------------------	----------------------	-----------------------

**Disabilities**

<b>Yes:</b> 8%	<b>No:</b> 92%
----------------	----------------


# CSNT Early Head Start – CIRCLE Assessment 2024-2025

## Wave 1 – Pre School Entry



# CSNT Early Head Start – CIRCLE Assessment 2024-2025

## Wave 1 – Pre School Entry



Race	White	Black / African American	Hispanic	Multiracial
Health & Motor	100%	100%	100%	0%
Social - Emotional	100%	86%	100%	0%
Cognitive	100%	100%	100%	0%
Language & Literacy	80%	71%	100%	0%
<b>Total Students Tested</b>	<b>5</b>	<b>7</b>	<b>1</b>	<b>0</b>

Percentage based on “On Target” for Race