

Community Services of Northeast Texas
May, 2023

COMMUNITY SERVICES BOARD REPORT



Our Texas Homeowner's Assistance Fund Team has attended 31 outreach activities in the month April. They reached 2459 people. They attended 12 community events and they have 53 events scheduled through October, 2023. The total expenses for the month of April, 2023, are \$13,162.77 and \$138,372.50 to date.

CSBG/TBRA

Our Community Services Block Grant (CSBG), Transition out of Poverty (TOP) Program currently has 25 individuals enrolled with a goal of transitioning 17 individuals to self-reliance by the end of 2023.


The CSBG Discretionary expenses include:

\$280.00 Training

\$2400.00 Direct Client Assistance (Utility Assistance)

\$955.51 Direct Client Assistance (Transportation)

We are still in the process of renewing our RSP (Reservation System Participation) Agreement for our Tenant Based Rental Assistance Program. At this time, we are currently serving 45 households.



CEAP/LIHWAP

For the month of April, 2023, CEAP has paid \$943, 915.14 and \$3,077,006.09 cumulatively for 2023.

LIHWAP has paid \$53,044.67 for the month of April, 2023, and \$356, 915.34 to date.

CSNT Head Start Director's Report PY04/FY23

May Report/April Data How Are We Doing?



HEAD START Attendance - April 2023

- ✓ **462** Actual Enrollment (Under/Over -3 Student(s)) – Funded **465**
- ✓ **11%** Disability Students – **10%** Target
- ✓ **90%** Average Daily Attendance



HEAD START NFS/Indirect Costs/Admin Expenses Rate

- ✓ **\$686,231** NFS Collected - **\$1,018,201** NFS Needed
- ✓ **\$68,795** Indirect Costs Collected
- ✓ **8%** Admin Expense Rate



HEAD START CACFP Meals/Reimbursements

- ✓ **\$12,856** Reimbursed This Month - **\$62,122** Reimbursed This Year
- ✓ **18** days of Service – **4,932** Meals Served

ATTITUDE IS EVERYTHING



HEAD START Quality Assurance

- ✓ **530** Files Reviewed/**59** Classrooms Observed
- ✓ **52** Incomes Verified/**17** Interviews/**56** Community Contacts
- ✓ **Self-Assessment** – **4** Findings/**4** Corrections/**0** Remaining
- ✓ **Annual Detailed Monitoring** – **7** Findings/**6** Corrections/**1** Remaining

ANNOUNCEMENTS:

Preparing for 2023-2024 School Year
Enrolling for the 2023-2024 School Year

May Report/April Data How Are We Doing?



HEAD START Attendance - April 2023

- ✓ **16** Actual Enrollment (Under/Over 0 Student(s)) – Funded **16**
- ✓ **13%** Disability Students – **10%** Target
- ✓ **80%** Average Daily Attendance (Why? *Stomach Virus*)



HEAD START NFS/Indirect Costs/Admin Expenses Rate

- ✓ **\$10,471** NFS Collected - **\$60,785** NFS Needed
- ✓ **\$5,306** Indirect Costs Collected
- ✓ **5%** Admin Expense Rate



HEAD START CACFP Meals/Reimbursements

- ✓ **\$1,251** Reimbursed This Month - **\$7,796** Reimbursed This Year
- ✓ **18** days of Service – **1,320** Meals Served

ATTITUDE IS EVERYTHING



HEAD START Quality Assurance

- ✓ **23** Files Reviewed/**10** Classrooms Observed
- ✓ **1** Incomes Verified/**0** Interviews/**5** Community Contacts
- ✓ **Self-Assessment** – **4** Findings/**4** Corrections/**0** Remaining
- ✓ **Annual Detailed Monitoring** – **7** Findings/**6** Corrections/**1** Remaining

ANNOUNCEMENTS:

Preparing for End-of-Year Activities
Enrolling for 2023-2024 School Year



Office of Head Start - Head Start Services Snapshot

Community Services Of Northeast Texas, Inc. (2022-2023)

Date

5/8/2023

Funded Enrollment

Number of enrollment slots the program is funded to serve.

	<i># of funded enrollment slots</i>	<i>% of funded enrollment slots</i>
Total Funded Enrollment	465	100.00%

Funded Enrollment by Program Option

	<i># of funded enrollment slots</i>	<i>% of funded enrollment slots</i>
Center-based	465	100.00%
Home-based	0	0%
Family Child Care	0	0%
Locally Designed	0	0%

Detail - Center-based Funded Enrollment

	<i># of center-based funded enrollment slots</i>	<i>% of center-based funded enrollment slots</i>
Number of slots equal to or greater than 1,020 annual hours for Head Start preschool children or 1,380 annual hours for Early Head Start infants and toddlers	458	98.49%
Of these, the number that are available for the full-working-day and full-calendar-year	0	
Number of slots with fewer than 1,020 annual hours for Head Start preschool children or 1,380 annual hours for Early Head Start infants and toddlers	0	0%
Of these, the number that are available for 3.5 hours per day for 128 days	0	
Of these, the number that are available for a full working day	0	

Total Cummulative Enrollment

	<i># of participants</i>	<i>% of participants over Funded Enrollment</i>
Total Cumulative Enrollment	524	12.69%

Participants by Age

	<i># of participants</i>	<i>% of participants</i>
1 Year Old	0	0.00%
2 Years Old	6	1.15%
3 Years Old	248	47.33%
4 Years Old	270	51.53%
5 Years Old	0	0.00%

Homelessness Services

	<i># of children</i>	<i>% of children</i>
Total number of children experiencing homelessness that were served during the enrollment year	39	7.44%

Foster Care

	# of children	% of children
Total number of enrolled children who were in foster care at any point in the program year	24	4.58%

Prior Enrollment of Children

	# of children	% of children
The second year	130	24.81%
Three or more years	10	1.91%

Ethnicity And Race

	# of Hispanic or Latino Origin participants	% of Hispanic or Latino Origin participants	# of Non-Hispanic or Non-Latino Origin participants	% of Non-Hispanic or Non-Latino Origin participants
American Indian or Alaska Native	0	0.00%	1	0.19%
Asian	0	0.00%	5	0.95%
Black or African American	9	1.72%	258	49.24%
Native Hawaiian or Pacific Islander	0	0.00%	0	0.00%
White	25	4.77%	149	28.44%
Biracial or Multi-Racial	6	1.15%	37	7.06%
Other Race	34	6.49%	0	0.00%
Unspecified Race	0	0.00%	0	0.00%

Primary Language of Parents at Home

	# of children	% of children
English	494	94.27%
Of these, the number of children acquiring/learning another language in addition to English	12	
Spanish	27	5.15%
Central American, South American, or Mexican Languages	0	0.00%
Caribbean Languages	0	0.00%
Middle Eastern or South Asian Languages	0	0.00%
East Asian Languages	3	0.57%
Native North American or Alaska Native Languages	0	0.00%
Pacific Island Languages	0	0.00%
European or Slavic Languages	0	0.00%
African Languages	0	0.00%
American Sign Language	0	0.00%
Other Languages	0	0.00%
Unspecified Languages	0	0.00%

Health Services

Services to All Children at Beginning of Enrollment Year Compared to End of Enrollment Year (based on Cumulative Enrollment)	# at Beginning of Enrollment Year	% at Beginning of Enrollment Year	# at End of Enrollment Year	% at End of Enrollment Year
Children with health insurance	489	93.32%	367	70.04%
Children with accessible health care	470	89.69%	367	70.04%
Children with up-to-date immunizations or all possible immunizations to date, or exempt	474	90.46%	445	84.92%
Children with accessible dental care	456	87.02%	358	68.32%

Disabilities Services

	<i># of children</i>	<i>% of children</i>
Children with an Individualized Education Program (IEP), indicating they were determined eligible to receive special education and related services	50	10.75%

Family Services

	<i># of families</i>	<i>% of families</i>
Total Number of Families	496	100.00%

	<i># of families</i>	<i>% of families</i>
Families Who Received at Least One Family Service	481	96.98%

Specific Services

	<i># of families</i>	<i>% of families</i>
Emergency or Crisis Intervention	18	3.63%
Housing Assistance	8	1.61%
Asset Building Services	128	25.81%
Mental Health Services	9	1.81%
Substance Misuse Prevention	2	0.40%
Substance Misuse Treatment	6	1.21%
English as a Second Language (ESL) Training	14	2.82%
Assistance in enrolling into an education or job training program	67	13.51%
Research-based parenting curriculum	429	86.49%
Involvement in discussing their child's screening and assessment results and their child's progress	466	93.95%
Supporting transitions between programs	449	90.52%
Education on preventive medical and oral health	466	93.95%
Education on health and developmental consequences of tobacco product use	157	31.65%
Education on nutrition	479	96.57%
Education on postpartum care	7	1.41%
Education on relationship/marriage	16	3.23%
Assistance to families of incarcerated individuals	3	0.60%



Office of Head Start - Early Head Start Services Snapshot

Community Services Of Northeast Texas, Inc. (2022-2023)

Date

5/8/2023

Funded Enrollment

Number of enrollment slots the program is funded to serve.

	<i># of funded enrollment slots</i>	<i>% of funded enrollment slots</i>
Total Funded Enrollment	16	100.00%

Funded Enrollment by Program Option

	<i># of funded enrollment slots</i>	<i>% of funded enrollment slots</i>
Center-based	16	100.00%
Home-based	0	0%
Family Child Care	0	0%
Locally Designed	0	0%

Detail - Center-based Funded Enrollment

	<i># of center-based funded enrollment slots</i>	<i>% of center-based funded enrollment slots</i>
Number of slots equal to or greater than 1,020 annual hours for Head Start preschool children or 1,380 annual hours for Early Head Start infants and toddlers	16	100.00%
Of these, the number that are available for the full-working-day and full-calendar-year	0	
Number of slots with fewer than 1,020 annual hours for Head Start preschool children or 1,380 annual hours for Early Head Start infants and toddlers	0	0%
Of these, the number that are available for 3.5 hours per day for 128 days	0	
Of these, the number that are available for a full working day	0	

Total Cumulative Enrollment

	<i># of participants</i>	<i>% of participants</i>
Total Cumulative Enrollment	17	106.25%

Participants by Age

	<i># of participants</i>	<i>% of participants</i>
Under 1 Year Old	1	5.88%
1 Year Old	7	41.18%
2 Years Old	9	52.94%
3 Years Old	0	0.00%
Pregnant Women	0	0.00%

Homelessness Services

	<i># of children</i>	<i>% of children</i>
Total number of children experiencing homelessness that were served during the enrollment year	2	11.76%

Foster Care

	# of children	% of children
Total number of enrolled children who were in foster care at any point in the program year	1	5.88%

Prior Enrollment of Children

	# of children	% of children
The second year	4	23.53%
Three or more years	1	5.88%

Ethnicity And Race

	# of Hispanic or Latino Origin participants	% of Hispanic or Latino Origin participants	# of Non-Hispanic or Non-Latino Origin participants	% of Non-Hispanic or Non-Latino Origin participants
American Indian or Alaska Native	0	0.00%	0	0.00%
Asian	0	0.00%	1	5.88%
Black or African American	0	0.00%	8	47.06%
Native Hawaiian or Pacific Islander	0	0.00%	0	0.00%
White	0	0.00%	4	23.53%
Biracial or Multi-Racial	1	5.88%	1	5.88%
Other Race	2	11.76%	0	0.00%
Unspecified Race	0	0.00%	0	0.00%

Primary Language of Parents at Home

	# of children	% of children
English	15	88.24%
Of these, the number of children acquiring/learning another language in addition to English	2	11.76%
Spanish	2	11.76%
Central American, South American, or Mexican Languages	0	0.00%
Caribbean Languages	0	0.00%
Middle Eastern or South Asian Languages	0	0.00%
East Asian Languages	0	0.00%
Native North American or Alaska Native Languages	0	0.00%
Pacific Island Languages	0	0.00%
European or Slavic Languages	0	0.00%
African Languages	0	0.00%
American Sign Language	0	0.00%
Other Languages	0	0.00%
Unspecified Languages	0	0.00%

Health Services

<i>Services to All Children at Beginning of Enrollment Year Compared to End of Enrollment Year (based on Cumulative Enrollment)</i>	# at Beginning of Enrollment Year	% at Beginning of Enrollment Year	# at End of Enrollment Year	% at End of Enrollment Year
Children with health insurance	17	100.00%	17	100.00%
Children with accessible health care	17	100.00%	9	52.94%
Children with up-to-date immunizations or all possible immunizations to date, or exempt	17	100.00%	16	94.12%
Children with accessible dental care	17	100.00%	9	52.94%

Disabilities Services

	<i># of children</i>	<i>% of children</i>
Children with an Individualized Family Service Plan (IFSP), indicating they were determined eligible to receive early intervention services	2	12.50%

Family Services

	<i># of families</i>	<i>% of families</i>
Total Number of Families	16	94.12%

	<i># of families</i>	<i>% of families</i>
Families Who Received at Least One Family Service	16	100.00%

Specific Services

	<i># of families</i>	<i>% of families</i>
Emergency or Crisis Intervention	0	0.00%
Housing Assistance	0	0.00%
Asset Building Services	0	0.00%
Mental Health Services	0	0.00%
Substance Misuse Prevention	0	0.00%
Substance Misuse Treatment	0	0.00%
English as a Second Language (ESL) Training	2	12.50%
Assistance in enrolling into an education or job training program	11	68.75%
Research-based parenting curriculum	16	100.00%
Involvement in discussing their child's screening and assessment results and their child's progress	13	81.25%
Supporting transitions between programs	10	62.50%
Education on preventive medical and oral health	16	100.00%
Education on health and developmental consequences of tobacco product use	3	18.75%
Education on nutrition	16	100.00%
Education on postpartum care	0	0.00%
Education on relationship/marriage	0	0.00%
Assistance to families of incarcerated individuals	0	0.00%



Turnover Total - 3

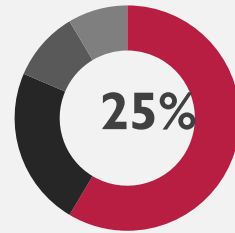
Head Start - 2; CS - 1



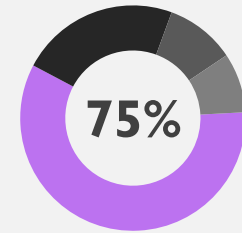
Head Count - 113



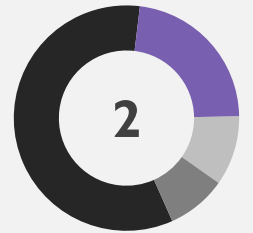
Demographics



Exempt



Non-Exempt



Temp Staff

Human Resources at a Glance

Sub Hours – 310

774.55

Personal Leave Hours

458.5

Leave without pay hours



Job Openings

Lead Teacher – 1

Custodian

Teaching Assistants 2



Payee Services Report

Month of: April 2023

Number of beneficiaries: 8

Total Funds Received: \$ 7,653.00

Total Expenses Managed: \$ 6,176.04

MONTHLY total on hold for Beneficiaries: \$ 1,476.96

TOTAL on hold for Beneficiaries: \$ 3,615.13

Expenditures

Rent: \$ 1,282.00

Utilities: \$ 140.00

Food: \$ -

Medical: \$ -

Other: \$ 338.04

Transfer for beneficiary use: \$ 4,000.00

\$ 6,176.04

Total collected for FFS: \$ 416.00

Interest Earned: \$ 4.52

Vehicle Maintenance Totals

Vehicle #	TBRA		CSBG		CE
	Fuel	Repairs	Fuel	Repairs	Fuel
801					
838			243.86		
881					
882				311.88	
883					
884			98.00	156.51	
885			21.50		
886			471.30		
887					
888			76.73		
889					
890					
Totals	-	-	911.39	468.39	-

AP	TXHAF		Totals	
Repairs	Fuel	Repairs	Fuel	Repairs
			-	-
			243.86	-
			-	-
			-	-
			-	311.88
			-	-
			98.00	156.51
	25.46		46.96	-
			471.30	-
	130.23		130.23	-
			76.73	-
	42.89		42.89	-
	335.13		335.13	-
-	533.71	-	1,067.08	468.39

1,535.47

Service Department Report

MAY,2023

Service Department

Department makeup

6 full time employees

0 temporary employees

0 Head Start employees under temporary supervision.

Head Start Transportation

Cost per child to transport:

Transportation

Costs:

	Childre n	Staff n	Childre n	Staff n
Vehicle Maintenance cost (Campus)			YTD =	
Vehicle Maintenance cost (Buses)			YTD =	
Vehicle Maintenance cost (Exec. Office)			YTD =	
Vehicle fuel cost (Gas Campus)	\$154.89		YTD =	\$850.73
Vehicle fuel cost (Exec. Office)	\$948.24		YTD =	\$3,883.85
Vehicle fuel cost (Buses)	\$284.98		YTD =	\$513.48
Vehicle insurance cost (Buses)	\$1,106.58		YTD =	\$9,959.58
Vehicle driver cost buses	\$2,454.62		YTD =	\$22,091.62
Total transportation cost:	\$3,561.20	\$1,388.11		

Total number transported:

27

Head Start

Financial Report for the month of December 2022

(November 2022 Expenditures)

<u>Funding Source</u>	<u>Amount Funded</u>	<u>Expenditures</u>	<u>Total To Date</u>	<u>Balance</u>	<u>Monthly Budget</u>	<u>YTD Budget</u>	<u>(Over)/Under</u>
<i>12 month program ending 11-30-2022</i>							
Personnel	\$2,175,680.00	\$210,976.25	\$2,000,774.41	\$174,905.59	\$181,306.67	\$2,175,680.00	\$174,905.59
Fringe Benefits	\$528,635.00	\$45,084.09	\$493,065.74	\$35,569.26	\$44,052.92	\$528,635.00	\$35,569.26
Travel (4120)	\$10,000.00	\$1,649.83	\$3,950.91	\$6,049.09	\$833.33	\$10,000.00	\$6,049.09
Equipment	\$35,000.00	\$0.00	\$25,862.00	\$9,138.00	\$2,916.67	\$35,000.00	\$9,138.00
Supplies	\$174,635.00	\$47,463.54	\$190,976.36	(\$16,341.36)	\$14,552.92	\$174,635.00	(\$16,341.36)
Contractual	\$276,650.00	\$135,530.00	\$276,000.00	\$650.00	\$23,054.17	\$276,650.00	\$650.00
Facilities / Construction	\$0.00	\$0.00	\$0.00	\$0.00	\$0.00	\$0.00	\$0.00
Other (4120)	\$30,381.00	\$4,491.01	\$24,870.75	\$5,510.25	\$2,531.75	\$30,381.00	\$5,510.25
Other (4122)	\$841,824.00	\$224,143.79	\$1,054,237.02	(\$212,413.02)	\$70,152.00	\$841,824.00	(\$212,413.02)
Total	\$4,072,805.00	\$669,338.51	\$4,069,737.19	\$3,067.81	\$339,400.42	\$4,072,805.00	\$3,067.81
T&TA	\$40,381.00	\$6,140.84	\$28,821.66	\$11,559.34	\$3,365.08	\$40,381.00	\$11,559.34
Total							
USDA Reimbursements through October 2022							\$103,477.06
Estimated USDA Reimbursement for November 2022							\$11,619.90
							<u>\$118,164.77</u>
							Resulting (over)/under with USDA

* Total Over/Under without USDA

Accruals: \$4.00
 Actual year end payroll accrual \$0

Further Analysis	
Number of children	465
Number of classrooms	26

	<u>Amount Funded</u>	<u>Expenditures</u>	<u>Total To Date</u>	<u>Monthly Budget</u>	<u>YTD Budget</u>	<u>(Over)/Under</u>
Per Classroom	\$156,646.35	\$25,743.79	\$156,528.35	\$13,053.86	\$156,646.35	\$117.99
Per Child	\$8,758.72	\$1,439.44	\$8,752.12	\$729.89	\$8,758.72	\$6.60

IN-KIND (Non-Federal Share)				
	<u>Needed</u>	<u>This month</u>	<u>Total</u>	<u>Still need</u>
	\$1,018,201.00	\$133,911.07	\$1,524,657.27	(\$506,456.27)

Early Head Start

Financial Report for the month of December 2022

(November 2022 Expenditures)

<u>Funding Source</u>	<u>Amount Funded</u>	<u>Expenditures</u>	<u>Total To Date</u>	<u>Balance</u>	<u>Monthly Budget</u>	<u>YTD Budget</u>	<u>(Over)/Under</u>
<i>12 month program ending 11-30-2022</i>							
Personnel	\$136,855.00	\$18,915.63	\$132,390.42	\$4,464.58	\$11,404.58	\$136,855.00	\$4,464.58
Fringe Benefits	\$33,482.00	\$4,157.45	\$47,097.35	(\$13,615.35)	\$2,790.17	\$33,482.00	(\$13,615.35)
Travel (4120)	\$2,190.00	\$94.41	\$94.41	\$2,095.59	\$182.50	\$2,190.00	\$2,095.59
Equipment	\$0.00	\$0.00	\$0.00	\$0.00	\$0.00	\$0.00	\$0.00
Supplies	\$19,000.00	\$2,695.86	\$9,814.28	\$9,185.72	\$1,583.33	\$19,000.00	\$9,185.72
Contractual	\$0.00	\$0.00	\$0.00	\$0.00	\$0.00	\$0.00	\$0.00
Facilities / Construction	\$0.00	\$0.00	\$0.00	\$0.00	\$0.00	\$0.00	\$0.00
Other (4120)	\$3,067.00	\$350.09	\$4,348.90	(\$1,281.90)	\$255.58	\$3,067.00	(\$1,281.90)
Other (4122)	\$48,544.00	\$2,701.05	\$28,934.72	\$19,609.28	\$4,045.33	\$48,544.00	\$19,609.28
Total	\$243,138.00	\$28,914.49	\$222,680.08	\$20,457.92	\$20,261.50	\$243,138.00	\$20,457.92
T&TA	\$5,257.00	\$444.50	\$4,443.31	\$813.69	\$438.08	\$5,257.00	\$813.69
Total							
USDA Reimbursements through October 2022							\$13,997.42
Estimated USDA Reimbursement for November 2022							\$1,359.36
							<u>\$35,814.70</u>
							Resulting (over)/under with USDA

* Total Over/Under without USDA

Accruals: \$4.00
 Actual year end payroll accrual \$4,800.00

Further Analysis	
Number of children	16
Number of classrooms	2

	<u>Amount Funded</u>	<u>Expenditures</u>	<u>Total To Date</u>	<u>Monthly Budget</u>	<u>YTD Budget</u>	<u>(Over)/Under</u>
Per Classroom	\$121,569.00	\$14,457.25	\$111,340.04	\$10,130.75	\$121,569.00	\$10,228.96
Per Child	\$15,196.13	\$1,807.16	\$13,917.51	\$1,266.34	\$15,196.13	\$1,278.62

IN-KIND (Non-Federal Share)				
Needed	This month	Total	Still need	
\$60,785.00	\$2,105.01	\$22,796.67	\$37,988.33	

Head Start

Financial Report for the month of May 2023

(April 2023 Expenditures)

<u>Funding Source</u>	<u>Amount Funded</u>	<u>Expenditures</u>	<u>Total To Date</u>	<u>Balance</u>	<u>Monthly Budget</u>	<u>YTD Budget</u>	<u>(Over)/Under</u>
<i>12 month program ending 11-30-2022</i>							
Personnel	\$2,147,995.00	\$159,539.31	\$790,499.10	\$1,357,495.90	\$178,999.58	\$894,997.92	\$104,498.82
Fringe Benefits	\$526,259.00	\$40,747.98	\$208,677.40	\$317,581.60	\$43,854.92	\$219,274.58	\$10,597.18
Travel (4120)	\$10,000.00	\$2,720.71	\$4,955.30	\$5,044.70	\$833.33	\$4,166.67	(\$788.63)
Equipment	\$35,000.00	\$0.00	\$0.00	\$35,000.00	\$2,916.67	\$14,583.33	\$14,583.33
Supplies	\$189,500.00	\$15,524.19	\$51,195.42	\$138,304.58	\$15,791.67	\$78,958.33	\$27,762.91
Contractual	\$275,350.00	\$0.00	\$0.00	\$275,350.00	\$22,945.83	\$114,729.17	\$114,729.17
Facilities / Construction	\$0.00	\$0.00	\$0.00	\$0.00	\$0.00	\$0.00	\$0.00
Other (4120)	\$30,381.00	\$18,151.25	\$29,248.16	\$1,132.84	\$2,531.75	\$12,658.75	(\$16,589.41)
Other (4122)	\$858,320.00	\$60,172.18	\$349,389.51	\$508,930.49	\$71,526.67	\$357,633.33	\$8,243.82
Total	\$4,072,805.00	\$296,855.62	\$1,433,964.89	\$2,638,840.11	\$339,400.42	\$1,697,002.08	\$263,037.19
T&TA	\$40,381.00	\$20,871.96	\$34,203.46	\$6,177.54	\$3,365.08	\$16,825.42	(\$17,378.04)
Total							
USDA Reimbursements through March 2023							\$49,265.74
Estimated USDA Reimbursement for April 2023							\$12,856.38
							<u>\$325,159.31</u>
							Resulting (over)/under with USDA

* Total Over/Under without USDA

Accruals:
Actual year end payroll accrual \$75,600.00

\$4.00

Further Analysis	
Number of children	465
Number of classrooms	26

<u>Amount Funded</u>	<u>Expenditures</u>	<u>Total To Date</u>	<u>Monthly Budget</u>	<u>YTD Budget</u>	<u>(Over)/Under</u>	
Per Classroom	\$156,646.35	\$11,417.52	\$55,152.50	\$13,053.86	\$65,269.31	\$10,116.82
Per Child	\$8,758.72	\$638.40	\$3,083.80	\$729.89	\$3,649.47	\$565.67

IN-KIND (Non-Federal Share)				
Needed	This month	Total	Still need	
\$1,018,201.00	\$132,565.01	\$668,231.10	\$349,969.90	

Head Start C6

Financial Report for the month of May 2023

(April 2023 Expenditures)

<u>Funding Source</u>	<u>Amount Funded</u>	<u>Expenditures</u>	<u>Total To Date</u>	<u>Balance</u>
<i>program ending 03/31/2023</i>				
Personnel	\$254,594.00	\$0.00	\$226,627.92	\$27,966.08
Supplies	\$111,556.00	\$0.00	\$40,345.64	\$71,210.36
Other	\$180,591.00	\$0.00	\$26,854.44	\$153,736.56
Total	\$546,741.00	\$0.00	\$293,828.00	\$252,913.00

Early Head Start

Financial Report for the month of May 2023

(April 2023 Expenditures)

<u>Funding Source</u>	<u>Amount Funded</u>	<u>Expenditures</u>	<u>Total To Date</u>	<u>Balance</u>	<u>Monthly Budget</u>	<u>YTD Budget</u>	<u>(Over)/Under</u>
<i>12 month program ending 11-30-2022</i>							
Personnel	\$134,771.00	\$10,250.92	\$66,055.70	\$68,715.30	\$11,230.92	\$56,154.58	(\$9,901.12)
Fringe Benefits	\$33,019.00	\$6,044.30	\$21,850.92	\$11,168.08	\$2,751.58	\$13,757.92	(\$8,093.00)
Travel (4120)	\$2,190.00	\$140.61	\$416.01	\$1,773.99	\$182.50	\$912.50	\$496.49
Equipment	\$0.00	\$0.00	\$0.00	\$0.00	\$0.00	\$0.00	\$0.00
Supplies	\$19,350.00	\$944.33	\$2,349.44	\$17,000.56	\$1,612.50	\$8,062.50	\$5,713.06
Contractual	\$0.00	\$0.00	\$0.00	\$0.00	\$0.00	\$0.00	\$0.00
Facilities / Construction	\$0.00	\$0.00	\$0.00	\$0.00	\$0.00	\$0.00	\$0.00
Other (4120)	\$3,067.00	\$365.75	\$1,690.59	\$1,376.41	\$255.58	\$1,277.92	(\$412.67)
Other (4122)	\$50,741.00	\$1,494.46	\$11,243.43	\$39,497.57	\$4,228.42	\$21,142.08	\$9,898.65
Total	\$243,138.00	\$19,240.37	\$103,606.09	\$139,531.91	\$20,261.50	\$101,307.50	(\$2,298.59)
T&TA	\$5,257.00	\$506.36	\$2,106.60	\$3,150.40	\$438.08	\$2,190.42	\$83.82
Total							
USDA Reimbursements through March 2023							\$6,545.53
Estimated USDA Reimbursement for April 2023							\$1,251.37
							\$5,498.31
							Resulting (over)/under with USDA

* Total Over/Under without USDA

Accruals:

Actual year end payroll accrual \$7,200

\$4.00

Further Analysis	
Number of children	16
Number of classrooms	2

	<u>Amount Funded</u>	<u>Expenditures</u>	<u>Total To Date</u>	<u>Monthly Budget</u>	<u>YTD Budget</u>	<u>(Over)/Under</u>
Per Classroom	\$121,569.00	\$9,620.19	\$51,803.05	\$10,130.75	\$50,653.75	(\$1,149.30)
Per Child	\$15,196.13	\$1,202.52	\$6,475.38	\$1,266.34	\$6,331.72	(\$143.66)

IN-KIND (Non-Federal Share)				
	<u>Needed</u>	<u>This month</u>	<u>Total</u>	<u>Still need</u>
	\$243,138.00	\$2,036.09	\$10,470.51	\$232,667.49

Early Head Start C6

Financial Report for the month of May 2023

(April 2023 Expenditures)

<u>Funding Source</u>	<u>Amount Funded</u>	<u>Expenditures</u>	<u>Total To Date</u>	<u>Balance</u>
<i>program ending 03/31/2023</i>				
Personnel	\$12,606.00	\$0.00	\$13,555.35	(\$949.35)
Supplies	\$6,761.00	\$0.00	\$1,482.11	\$5,278.89
Other	\$9,409.00	\$0.00	\$1,108.96	\$8,300.04
Total	\$28,776.00	\$0.00	\$16,146.42	\$12,629.58

HEAD START and EHS NUTRITION PROGRAM

May 2023 Financial Report

For the month of April 2023

CACFP

	<u>Expenditures</u>	<u>Total To Date</u>
Operating Labor	\$ 6,779.47	49,951.87
Administrative Labor	1,390.54	8,596.71
Food	14,393.50	74,516.78
Supplies & Equipment	494.19	5,330.70
Purchased Services	-	0.00
Financial Costs	-	0.00
Media Costs	-	0.00
Operating Org Cost	656.08	1,534.08
Other	75.99	222.48
Total	\$ 23,789.77	\$ 140,152.62

****Operating Labor includes C5 and C6 money****

TDHS REVENUE 14,107.75 99,641.15
(Income Starts October 2022)

CSBG 2023

Financial Report for the month of May 2023

CSBG Current Program (April 2023 Expenditures)

% of contract	33%
% of money	23%

<u>Funding Source</u>	<u>Amount Funded</u>	<u>Expenditures</u>	<u>Total To Date</u>	<u>Balance</u>	<u>Monthly Budget</u>	<u>YTD Budget</u>	<u>(Over)/Under</u>
<i>Community Services Block Grant (CSBG) 12 month program ending 12/31/2023</i>							
Personnel	\$134,686.20	10,587.32	\$36,113.12	\$98,573.08	\$11,223.85	\$44,895.40	\$8,782.28
Fringe Benefits	53,987.58	5,036.48	\$11,001.61	42,985.97	4,498.97	17,995.86	6,994.25
Travel*	9,010.50	199.57	\$1,149.81	7,860.69	750.88	3,003.50	1,853.69
Equipment	36,781.00	1,107.31	\$2,772.57	34,008.43	3,065.08	12,260.33	9,487.76
Supplies	15,746.44	858.19	\$2,566.46	13,179.98	1,312.20	5,248.81	2,682.35
Contractual	3,629.50	275.89	\$858.00	2,771.50	302.46	1,209.83	351.83
Other	134,187.48	10,188.34	\$46,493.34	87,694.14	11,182.29	44,729.16	(1,764.18)
Indirect Costs	43,114.30	0.00	\$0.00	43,114.30	3,592.86	14,371.43	14,371.43
Total	\$431,143.00	\$28,253.10	\$100,954.91	\$330,188.09	\$35,928.58	\$143,714.33	\$42,759.42

CEAP 2023

Financial Report for the month of May 2023

CEAP Current Program (April 2023 Expenditures)

% of contract	33%
% of money	93%

<u>Amount Funded</u>	<u>Expenditures</u>	<u>Total To Date</u>	<u>Balance</u>		<u>Contract Budget</u>			
					<u>Minimum</u>	<u>Maximum</u>		
Administration*	\$258,248.00	9,742.22	\$103,207.53	\$155,040.47	3%	\$21,520.67 min	\$205,165.34 max	\$101,957.81
Household Crisis**	1,437,695.00	69,564.66	\$263,350.66	1,174,344.34		307,700.69 min	1,437,695.00 max	1,174,344.34
Utility Assistance**	1,437,695.00	943,915.14	\$2,813,656.24	(1,375,961.24)		307,700.69 min	1,437,695.00 max	(1,375,961.24)
Program Services	440,710.00	31,521.33	\$128,474.04	312,235.96	4%	36,725.83 min	256,438.48 max	127,964.44
Training Travel	2,500.00	0.00	\$429.87	2,070.13		0.00 min	2,500.00 max	2,070.13
Total	\$3,576,848.00	\$1,054,743.35	\$3,309,118.34	\$267,729.66		\$673,647.88	\$3,339,493.81	\$30,375.47

*Cannot be over-budget by end of contract **Must be at least 10% of total expenditures

Compliance calculation used, Admin = 6.0% of total grant, Program Services = 6.25% of direct expenditures

Admin with Future Payments

3.1%

Program Services with Future Payments

Future Payments

\$63,807.19

0.039297252

LOW INCOME WATER ASSISTANCE PROGRAM

Financial Report for the month of May 2023

LIWAP Current Program (April 2023 Expenditures)

% of contract	76%
% of money	58%

<u>Funding Source</u>	<u>Amount Funded</u>	<u>Expenditures</u>	<u>Total To Date</u>	<u>Balance</u>	<u>Monthly Budget</u>	<u>YTD Budget</u>	<u>(Over)/Under</u>
<i>Grant Administered From 01/01/2022 to 09/30/2023</i>							
Administration	\$83,090.00	0.00	\$10,020.57	\$73,069.43	\$3,956.67	\$63,306.67	\$53,286.10
Direct Services	549,736.00	53,044.67	\$356,915.34	192,820.66	26,177.90	418,846.48	61,931.14
Total	\$632,826.00	\$53,044.67	\$366,935.91	\$265,890.09	\$30,134.57	\$482,153.14	\$115,217.23

Future Payments \$17,481.68

CSBG D 2023

Financial Report for the month of May 2023

CSBG D Current Program (April 2023 Expenditures)

<u>Funding Source</u>	<u>Amount Funded</u>	<u>Expenditures</u>	<u>Total To Date</u>	<u>Balance</u>
<i>CSBG D January 2023 thru September 30, 2023</i>				
Personnel	\$0.00	0.00	\$0.00	\$0.00
Fringe Benefits	0.00	0.00	\$0.00	0.00
Travel*	0.00	0.00	\$0.00	0.00
Equipment	0.00	0.00	\$0.00	0.00
Supplies	0.00	0.00	\$0.00	0.00
Direct Services to Clients	17,187.00	3,355.51	\$3,655.51	13,531.49
Other	5,714.00	280.00	\$280.00	5,434.00
Indirect Costs	0.00	0.00	\$0.00	0.00
Total	<u>\$22,901.00</u>	<u>\$3,635.51</u>	<u>\$3,935.51</u>	<u>\$18,965.49</u>

Community Services of Northeast Texas, Inc.
Credit Usage Report

Board Report -May 2023

Sam's Club

Purchases for April 2023		185.00
Payment due by 04/28/2023	4/18/2023	<u>(185.00)</u>
Balance		-

American Express

Purchases for March 2023		12,098.70
Payment due by ---	Pd on 04/05/2023	<u>(12,098.70)</u>
Balance		-

Line of Credit

Program	CEAP A	CSBG A	TBRA	TX-HAF
Highest April 2023 Balance	7,900.00	9,300.00	8,625.00	
Current balance	-	-	-	
Exp pay off date				

In House Line of Credit

Program	CEAP A	CSBG A	TRBA	TX-HAF
Highest April 2023 Balance	200.00	6,400.00	22,250.00	
Current balance	200.00	10,900.00	8,435.00	
Exp pay off date	5/31/2023	5/31/2023	5/31/2023	

U.S. SMALL BUSINESS ADMINISTRATION LOAN

\$146,154

BY: *KJC*

Payment Information



New Balance: \$230.00
Total Minimum Payment Due: \$50.00
Payment Due Date: 04/28/2023

Payments must be received by 5pm ET on 04/28/2023 if mailed, or by 11:59pm ET on 04/28/2023 for online and phone payments.

MEMBER SERVICE: For Account Information log on to SamsClubCredit.com/businesscard. This account is registered. See your online Administrator to get a User ID & Password. Or call toll-free 1-800-203-5764

To make a payment, please visit us online or mail your payment using the coupon below. Payments are also accepted at your local CheckFreePay* or MoneyGram locations*. * Fees may apply.

Account Summary

Previous Balance as of 03/09/2023	\$202.15	Credit Limit	\$1,700
Payments	- 202.15	Available Credit	\$1,470
Purchases/Debits	+ 230.00		
New Balance as of 04/08/2023	\$230.00		

31 Day Billing Cycle from 03/09/2023 to 04/08/2023

Transaction Detail

Date	Reference #	Description	Amount
Payments			-\$202.15
03/20	P9280002J01L0LFQP	PAYMENT - THANK YOU	-\$202.15
Purchases and Other Debits			\$230.00
04/03	P9280002Y018NSMXA	SAM'S CLUB 008295 TEXARKANA TX ANNUAL MEMBERSHIP FEE Total for SHELLY MITCHELL	\$230.00
Total Fees Charged This Period			\$0.00
Total Interest Charged This Period			\$0.00

6709 0003 HCJ 1 7 8 230407 PAGE 1 of 5 9280 2000 MP17 01FN6709 96501

Use blue or black ink,
detach & mail with your
check.

Account Number 6046002039330674
New Balance \$230.00
Total Minimum Payment Due \$50.00
Payment Due Date 04/28/2023

Amount Enclosed \$

VIEW AND PAY YOUR BILL ONLINE!
SamsClubCredit.com/businesscard

No other correspondence please.
Print new address or email changes on back.

COMMUNITY COUNCIL OF CASS
KAY PHILLIPS
PO BOX 427
LINDEN TX 75563-0427

96501
Q203



Make SAM'S CLUB/SYNCHRONY BANK
Payment P.O. BOX 669825
to: DALLAS, TX 75266-0782



00050000020215 000500000023000 0006001500 20230300 67482

COMMUNITY COUNCIL OF CASS

ACCOUNT #: ~~645 0020 8938 1674~~

DATE OF SALE #: 230403

P.O. #:

INVOICE #: 999999

AUTHORIZATION #:

CLUB #: 8295

REFERENCE #: P9280002Y018NSMXA

TRANSACTION #: 99999

REGISTER #: 99

S.K.U	DESCRIPTION	QUANTITY	UNIT	PRICE	EXT. PRICE
SALES TAX		1.000		\$0.0000	\$0.00
000000101	ANNUAL MEMBERSHIP FEE	1.000	EA	\$50.0000	\$50.00
000000102	ANNUAL MEMBERSHIP FEE	1.000	EA	\$45.0000	\$45.00
000000102	ANNUAL MEMBERSHIP FEE	1.000	EA	\$45.0000	\$45.00
000000102	ANNUAL MEMBERSHIP FEE	1.000	EA	\$45.0000	\$45.00
000000102	ANNUAL MEMBERSHIP FEE	1.000	EA	\$45.0000	\$45.00

delete

SUB \$230.00	TAX \$0.00	TOTAL INVOICE	\$230.00
		CREDITS TOTAL	\$0.00
		BALANCE DUE	\$230.00

Interest Charge Calculation

Your Annual Percentage Rate (APR) is the annual interest rate on your account. (v) = Variable Rate

Type of Balance	Expiration Date	Annual Percentage Rate	Balance Subject to Interest Rate	Interest Charge	Balance Method
Purchases	N/A	29.99% (v)	\$0.00	\$0.00	2D

Cardholder News and Information

Please Note: Our current Payment address has changed. If you mail your payment, please use the new address on your remittance coupon portion of the statement.

NOTICE: We may convert your payment into an electronic debit. See back of page one for details, Billing Rights and other important information.

Member News and Information

Interested in changing your due date for your Sam's Club® credit card account? Call the Credit Customer Service phone number, located on your billing statement and on the back of your Sam's Club® credit card, to determine eligibility and discuss available options.

Go green and support the environment with paperless statements! All you have to do is visit SamsClubCredit.com/businesscard to sign up. Register today to start receiving your statements online.



Corporate Purchasing Cardmember Report

**Sign-up For Online
Statements**

www.americanexpress.com/gopaperless

Prepared For
**DAN BOYD
CSNT INC**

Account Number
XXXX-XXXX-121009

Closing Date
03/30/23

Page 1 of 3

Previous Balance \$	New Charges \$	Other Debits \$	Payments \$	Other Credits \$	Balance Due \$ Do Not Pay
6,147.86	6,178.68	0.00	6,433.77	163.12	5,729.65

For important information regarding your account refer to page 2.

For your records only - do not pay.

For assistance or questions about your account, contact us at www.americanexpress.com/checkyourbill or call Customer Service at 1-800-492-4920.

Activity

Date reflects either transaction or posting date

Card Number **XXXX-XXXX-121009**

000243 1/2

		Reference Code	Amount \$
03/12/23	CORPORATE REMITTANCE RECEIVED	03/12	
03/21/23	CLDTKN AMZN MKTP US 7DYEM09JE 111-8656489-7185898109 ROC NUMBER 7DYEM09JEX9	AMZN.COM/BILL 03/21/23	-6,433.77
03/02/23	CLDTKN AMZN MKTP US*HD1TH62 3XCMTMRV8 111-3174908-4711498109 ROC NUMBER 3XCMTMRV8RY9	AMZN.COM/BILL 03/01/23	-137.34 Credit 49.33
03/02/23	CLDTKN AMZN MKTP US*HD4CY79 6QJAVQW42 111-9573716-5610698109 ROC NUMBER 6QJAVQW4245Z	AMZN.COM/BILL 03/01/23	103.40
03/01/23	CLDTKN AMZN MKTP US*HD9WV4Q 2JOTQNLKM 111-8656489-7185898109 ROC NUMBER 2JOTQNLKMS5B	AMZN.COM/BILL 03/01/23	184.04
03/02/23	CLDTKN AMZN MKTP US*H56GN5E 6HICJKS1V 111-0294841-2881098109 ROC NUMBER 6HICJKS1VP17	AMZN.COM/BILL 03/01/23	315.88
03/02/23	CLDTKN AMZN MKTP US*H57ES1G 2VKS35YU6 111-2290044-2693898109 ROC NUMBER 2VKS35YU6Z1N	AMZN.COM/BILL 03/01/23	736.16

Do not staple or use paper clips
Payment Coupon

Continued on Page 3

Account Number **3796-566931-21009** Enter 15 digit account number on all payments.

MB 01 000243 48056 H 2 B



DAN BOYD
CSNT INC
304 E HOUSTON BX 427
LINDEN TX 75563-5600

See reverse side for instructions on how to update your address, phone number, or email.

000000799 R04LQWR1 08923

(000)



Prepared For
DAN BOYD
CSNT INC

Account Number
 XXXX-XXXXX121009

Closing Date
 03/30/23

Activity Continued

			Reference Code	Amount \$
03/16/23	ATRUIM HOTEL AND SUI IRVING FOL# 000000088 LODGING ARRIVAL DATE DEPARTURE DATE 03/14/23 03/15/23 00 ROOM RATE \$0.01 ROC NUMBER 000000088	TX 03/15/23	73011003075	102.35
03/16/23	ATRUIM HOTEL AND SUI IRVING FOL# 000000086 LODGING ARRIVAL DATE DEPARTURE DATE 03/14/23 03/15/23 00 ROOM RATE \$0.01 ROC NUMBER 000000086	TX 03/15/23	73011003075	102.35
03/18/23	ATRUIM HOTEL AND SUI IRVING FOL# 000000025 LODGING ARRIVAL DATE DEPARTURE DATE 03/15/23 03/17/23 00 ROOM RATE \$0.01 ROC NUMBER 000000025	TX 03/17/23	73011003078	102.35
03/18/23	ATRUIM HOTEL AND SUI IRVING FOL# 000000026 LODGING ARRIVAL DATE DEPARTURE DATE 03/15/23 03/17/23 00 ROOM RATE \$0.01 ROC NUMBER 000000026	TX 03/17/23	73011003078	102.35
03/01/23	BANNERSONTHECHEAP.CO AUSTIN REF# 00755900 877-710-1876 DURABLE GOODS ROC NUMBER 00755900	TX 02/28/23	00755900000	507.76
03/11/23	BEST WESTERN PREMIER DENTON FOL# 0000038313 BEST WESTERN ARRIVAL DATE DEPARTURE DATE 03/07/23 03/09/23 00 ROOM RATE \$0.01 ROC NUMBER 0000038313	TX 03/09/23	54520212200	209.72
03/28/23	BT*TABLECOVERSN* STAFFORD REF# 4ZC9PM32 2815338932	TX 03/28/23		585.93
03/26/23	WESTIN NEW ORLEANS C NEW ORLEANS FOL# 1222186 WESTIN ARRIVAL DATE DEPARTURE DATE 03/23/23 03/25/23 00 ROC NUMBER 1222186	LA 03/26/23	24514504700	-25.78 Credit
03/07/23	4IMPRINT, INC 24552510 24552510 ROC NUMBER 24552510	4IMPRINT.COM WI 54901 03/07/23	24552510000	3,077.06

000243 2/2
784

Total for DAN BOYD

New Charges/Other Debits 6,178.68
 Payments/Other Credits -6,596.89



Corporate Purchasing Cardmember Report

**Sign-up For Online
Statements**

www.americanexpress.com/gopaperless

Prepared For
**CREW DYKES
CSNT INC**

Account Number
XXXX-XXXXXX781008

Closing Date
03/30/23

Page 1 of 2

Previous Balance \$	New Charges \$	Other Debits \$	Payments \$	Other Credits \$	Balance Due \$	Do Not Pay
2,025.20	6,083.14	0.00	2,025.20	0.00	6,083.14	For important information regarding your account refer to page 2.

For your records only - do not pay.

For assistance or questions about your account, contact us at www.americanexpress.com/checkyourbillor call Customer Service at 1-800-492-4920.

Activity

Date reflects either transaction or posting date

Card Number	Reference Code	Amount \$
XXXX-XXXXXX7-81008		
03/12/23 CORPORATE REMITTANCE RECEIVED 03/12	0651500000	-2,025.20
03/24/23 CLDTKN AMAZON.COM*H78XS1HH1 AMZN.COM/BILL 1E2INQU1A 113-5872796-5657898109 03/23/23 ROC NUMBER 1E2INQU1AULW	W	379.99
03/24/23 CLDTKN AMZN MKTP US*H70TA8U AMZN.COM/BILL 65X0XTZUB 113-1487308-8785898109 03/23/23 ROC NUMBER 65X0XTZUBITM	W	2,574.20
03/21/23 CLDTKN AMZN MKTP US*H70YR6A AMZN.COM/BILL 49GINGQGQ 113-9220608-0434698109 03/18/23 ROC NUMBER 49GINGQGQYPY	W	2,220.34
03/21/23 CLDTKN AMZN MKTP US*H75VJ9A AMZN.COM/BILL 6KSQ6C9YR 113-9894091-8403498109 03/18/23 ROC NUMBER 6KSQ6C9YRP1T	W	8.61
03/23/23 BLS*IFAX LONDON REF# 00025619609 COMPUTER STORE 03/23/23	00025619609	900.00
Total for CREW DYKES	New Charges/Other Debits Payments/Other Credits	6,083.14 -2,025.20

Payments: The American Express® Corporate Purchasing Card statement is payable in full by your Company upon receipt. Payments received after 5:00 pm may not be credited until the next day. Payments must be made in US currency, with a single draft or check drawn on a US bank and payable in US dollars or with a single negotiable instrument payable in US dollars and clearable through the US banking system, or through an electronic payment method clearable through the US banking system. The Account number must be included on or with all payments. If payment does not conform to these requirements, crediting may be delayed and additional Charges may be imposed. If we accept payment made in a foreign currency, we will choose a conversion rate that is acceptable to us to convert remittance into US currency, unless a particular rate is required by law. Please do not send post-dated checks. They will be deposited upon receipt. Our acceptance of any payment marked with a restrictive legend will not operate as an accord and satisfaction without our express prior written approval.

Authorization for Electronic Debit: We will process checks electronically, at first presentment and any re-presentments, by transmitting the amount of the check, routing number, account number, and check serial number to the financial institution, unless the check is not processable electronically or a less costly process is available. By submitting a check for payment, Company authorizes us to initiate an electronic debit from its bank or asset account. When we process a check electronically, payment may be debited to the bank or asset account as soon as the same day we receive the check, and that cancelled check will not be received with that bank or asset account statement. If we cannot collect the funds electronically we may issue a draft against the bank or asset account for the amount of the check. If you currently send in an individual payment for expenses on the Corporate Purchasing Card, please note that you are eligible to pay your bill online.

Authorizations for Electronic Payments: By using Pay by Computer, Pay by Phone or any other electronic payment service of ours, you will be authorizing us to initiate an electronic debit to the financial account you specify in the amount you request. Payments received after 5:00 pm may not be credited until the next day.

Transactions Made in Foreign Currencies: If you incur a Charge in a foreign currency, it will be converted into US dollars on the date it is processed by us or our agents. Unless a particular rate is required by applicable law, we will choose a conversion rate that is acceptable to us for that date. Currently the conversion rate that we use for a Charge in a foreign currency is no greater than (a) the highest official conversion rate published by a government agency, or (b) the highest interbank conversion rate identified by us from customary banking sources, on the conversion date or the prior business day, in each instance increased by 2.5%. This conversion rate may differ from rates in effect on the date of your Charge. Charges converted by establishments (such as airlines) will be billed at the rates such establishments use.

In Case of Errors or Questions About Your Bill: If you think your bill is incorrect, or if you need more information about a transaction on your bill, please call 1-800-492-4920 or the number on the back of your Card. You can also write us on a separate sheet of paper at the Customer Service address noted to the right. If you have a dispute concerning goods and services purchased with the Corporate Purchasing Card, you should contact the merchant directly. If you are unable to obtain resolution, please contact us at 1-800-492-4920.

When Contacting Us Regarding Errors or Questions: We must hear from you no later than 60 days after we send you the first bill on which the error or problem appeared. When contacting us, please give us the following information: 1. Your name and account number; 2. The dollar amount of the suspected error; 3. Describe why you believe there is an error. If you need more information, describe the item you are unsure about.

Note: Your corporation, firm or organization may have its own policy or customized program, which takes precedence over any provision stated above.



Manage your Card account online at:
www.americanexpress.com/checkyourbill



For all further inquiries, please call the number on the back of your Card.

If your Card has been lost or stolen, please call 1-800-492-4920.

International Collect:
1-336-393-1111.

Hearing Impaired Services:
Dial Relay 711 and 1-800-492-4920.

Large Print and Braille Statements:
1-800-492-4920.



Customer Service
P.O. Box 53611
Phoenix, AZ
85072-3611

Change of Address, phone number, email

- Online at www.americanexpress.com/updatecontactinfo
- Via Mobile device
- Voice automated: call the number on the back of your card
- For Name, Company Name, and Foreign Address or Phone changes, please call Customer Care

Please do not add any written communication or address change on this stub.

1045 - TEXANA
 ACCOUNTS
 PAYABLE
 DISBURSEMENT
 2

Check Register for the Month of April 2023

Check Number	Effective Date	Vendor Name	Check Amount	Description
77070	4/3/2023	BOWIE CASS	48,217.73	Client Assistance
77073	4/3/2023	CENTERPOINT ENERGY	16,860.00	Client Assistance
77075	4/3/2023	UPSHUR RURAL ELEC. CORP.	25,525.28	Client Assistance
77076	4/5/2023	ABERNATHY COMPANY	720.00	Cleaning Supplies
77077	4/5/2023	ADT SECURITY SERVICES	119.97	Alarm
77111	4/5/2023	AEP-SWEPKO-EA	533,125.73	Client Assistance
77112	4/5/2023	ALFORD AIR CONDITIONING & HEATING LLC	13,530.00	Client Assistance
77113	4/5/2023	AMBIT ENERGY	1,451.02	Client Assistance
77114	4/5/2023	AMERICAN EXPRESS	12,098.70	Travel
77115	4/5/2023	ANGELA DAVIS	682.00	Client Assistance
77116	4/5/2023	ANTHONY MCCOO	39.75	Fingerprint Reimb
77117	4/5/2023	AT&T	767.38	Telephone & Internet
77118	4/5/2023	ATLANTA ISD FOOD SERVICE	407.00	Head Start Meals
77119	4/5/2023	ATLANTA UTILITIES	1,284.00	Client Assistance
77122	4/5/2023	ATMOS ENERGY	16,275.33	Client Assistance
77123	4/5/2023	BI-COUNTY WATER SUPPLY CORP.	595.00	Client Assistance
77124	4/5/2023	BLUE CROSS BLUE SHIELD	46,045.45	Employee Insurance
77139	4/5/2023	BOWIE CASS	289,751.18	Client Assistance
77140	4/5/2023	Brad Sears Rentals	865.00	Client Assistance
77141	4/5/2023	CAPPS PROPERTY LTD	600.00	Client Assistance
77142	4/5/2023	CASS COUNTY CITIZENS JOURNAL-SUN	1,500.00	Advertising
77150	4/5/2023	CENTERPOINT ENERGY	52,044.11	Client Assistance
77151	4/5/2023	CENTERPOINT ENERGY ENTEX	55.26	Utility
77152	4/5/2023	CHARLOTTE HALL	10.77	Per Diem Reimb
77153	4/5/2023	CIRRO ENERGY	2,163.17	Client Assistance
77154	4/5/2023	CITY OF ATLANTA	595.00	Client Assistance
77155	4/5/2023	CITY OF CLARKSVILLE WATER DEPT	2,010.90	Client Assistance
77156	4/5/2023	CITY OF CUMBY	595.00	Client Assistance
77157	4/5/2023	CITY OF DAINGERFIELD	0.00	Void Check
77158	4/5/2023	CITY OF HUGHES SPRINGS	3,621.96	Client Assistance
77159	4/5/2023	CITY OF JEFFERSON WATER .	55.50	Utility
77160	4/5/2023	CITY OF LINDEN	2,083.25	Client Assistance
77161	4/5/2023	CITY OF LONE STAR	0.00	Void Check
77162	4/5/2023	CITY OF MARIETTA	582.96	Client Assistance
77164	4/5/2023	CITY OF MOUNT PLEASANT	0.00	Void Check
77165	4/5/2023	CITY OF MOUNT VERNON	3,455.75	Client Assistance
77166	4/5/2023	CITY OF NAPLES	510.00	Client Assistance
77167	4/5/2023	CITY OF NEW BOSTON	636.91	Client Assistance
77168	4/5/2023	CITY OF OMAHA	595.00	Client Assistance
77169	4/5/2023	CITY OF PARIS	109.97	Client Assistance
77170	4/5/2023	CITY OF PITTSBURG	1,602.00	Client Assistance
77171	4/5/2023	CITY OF TALCO WATER DEPT.	595.00	Client Assistance
77172	4/5/2023	CITY OF WINNSBORO	595.00	Client Assistance
77173	4/5/2023	COOPER PROPANE	503.35	Client Assistance
77174	4/5/2023	Craig Bohuslav	450.00	Client Assistance
77175	4/5/2023	CRUMP'S IGA	19.95	Head Start Groc.
77176	4/5/2023	CSNT ORG PAYEE	364.00	Payee Fees

1045 - TEXANA
 ACCOUNTS
 PAYABLE
 DISBURSEMENT
 2

Check Register for the Month of April 2023

Check Number	Effective Date	Vendor Name	Check Amount	Description
77177	4/5/2023	DEBERRY BUTANE COMPANY	1,345.00	Client Assistance
77178	4/5/2023	EASTERN CASS WATER SUPPLY CO	0.00	Void Check
77179	4/5/2023	EDDIE L. CLARDY	850.00	Client Assistance
77180	4/5/2023	FARMER ELECTRIC	13,062.00	Client Assistance
77181	4/5/2023	FERRELL GAS	6,917.67	Client Assistance
77182	4/5/2023	FIRST BAPTIST CHURCH	150.00	Rent
77183	4/5/2023	Geraldine Best	500.00	Client Assistance
77184	4/5/2023	GREEN MOUNTAIN ENERGY	4,215.73	Client Assistance
77185	4/5/2023	GUARDIAN	7,602.51	Employee Insurance
77186	4/5/2023	HAMILTON PROPERTIES	216.00	Client Assistance
77187	4/5/2023	HEALTHCARE EXPRESS LLP	630.00	Pre Employment Test
77188	4/5/2023	Heartland Village	794.00	Client Assistance
77189	4/5/2023	HESS OUTLET	45.00	Client Assistance
77190	4/5/2023	HOPE FIRE EXTINGUISHER SERVICE, INC/ KLEEN KING	28.95	Fire Ext. Service
77191	4/5/2023	James Jackson	391.00	Client Assistance
77192	4/5/2023	JIMMY MITCHELL	896.00	Client Assistance
77193	4/5/2023	JUST ENERGY	8,961.81	Client Assistance
77194	4/5/2023	KAYE NELMS	15.96	Supplies Reimb
77195	4/5/2023	KAYE NELMS PETTY CASH CUSTODIAN	49.45	Petty Cash Reimb
77196	4/5/2023	KELLYVILLE BEREA WATER SUPPLY	510.00	Client Assistance
77197	4/5/2023	LAMAR CO-OP	1,149.92	Client Assistance
77198	4/5/2023	LARRY WRIGHT	390.00	Client Assistance
77199	4/5/2023	LORENA REYES	40.58	Fingerprint Reimb
77200	4/5/2023	MARGARETT JOHNSON	333.00	Client Assistance
77201	4/5/2023	MARIA B GUERRERO	500.00	Client Assistance
77202	4/5/2023	MCADAMS PROPANE COMPANY	2,435.46	Client Assistance
77203	4/5/2023	MCI	68.77	Telephone & Internet
77204	4/5/2023	MCQUEEN PROPANE	655.94	Client Assistance
77205	4/5/2023	Minol	1,712.40	Client Assistance
77206	4/5/2023	MONARCH UTILITIES	1,594.26	Client Assistance
77207	4/5/2023	MOORE PEST CONTROL	200.00	Pest Control
77208	4/5/2023	MOORELAND PROPANE	570.00	Client Assistance
77209	4/5/2023	MOUNT PLEASANT HOUSING AUTHORITY	316.00	Client Assistance
77210	4/5/2023	MY ALARM CENTER, LLC.	39.99	Alarm
77211	4/5/2023	NELSON PROPANE	311.30	Client Assistance
77212	4/5/2023	ODP BUSINESS SOLUTIONS, LLC	55.78	Office Supplies
77213	4/5/2023	PABLO CHINCHILLA-ETX INVESTMENT REAL ESTATE, LLC	800.00	Client Assistance
77214	4/5/2023	Patricia Jones	425.00	Client Assistance
77215	4/5/2023	POSITIVE PROMOTIONS, INC.	5,272.78	Office Supplies
77216	4/5/2023	QUEEN CITY WATERWORKS	766.99	Client Assistance
77217	4/5/2023	REDWATER WATER & SEWER	510.00	Client Assistance
77218	4/5/2023	RELIABLE ALARM SERVICE, LLC	45.00	Alarm
77219	4/5/2023	RELIABLE MANAGEMENT	580.00	Client Assistance
77220	4/5/2023	RELIANT ENERGY	12,781.70	Client Assistance
77221	4/5/2023	REPUBLIC SERVICES #070	105.29	Utility
77222	4/5/2023	RHYTHM OPS, LLC	1,630.33	Client Assistance
77223	4/5/2023	RPM STAFFING PROFESSIONALS, INC.	2,459.85	Temporary Staffing

1045 - TEXANA
 ACCOUNTS
 PAYABLE
 DISBURSEMENT
 2

Check Register for the Month of April 2023

Check Number	Effective Date	Vendor Name	Check Amount	Description
77224	4/5/2023	S & S ROOFING, INC.	420.00	Client Assistance
77225	4/5/2023	SHIRLEY BAKER	40.58	Fingerprint Reimb
77226	4/5/2023	SOUTHWEST ARKANSAS TELEPHONE CO OP, INC.	242.32	Telephone & Internet
77227	4/5/2023	SOUTHWESTERN ELECTRIC POWER	1,245.28	Utility
77228	4/5/2023	STREAM	1,877.43	Client Assistance
77229	4/5/2023	SUDDENLINK	93.05	Telephone & Internet
77230	4/5/2023	TEXARKANA ISD CATERING DEPT	4,150.28	Head Start Meals
77236	4/5/2023	TEXARKANA WATER UTILITIES	30,155.61	Client Assistance
77237	4/5/2023	TEXAS DEPARTMENT OF HOUSING & COMMUNITY AFFAIR	0.10	Funding Reimb
77238	4/5/2023	THE HR SPECIALIST	199.00	Subscription
77239	4/5/2023	THE PROPANE COMPANY	971.17	Client Assistance
77240	4/5/2023	THE RESIDENCES ON STILLHOUSE ROAD	1,241.00	Client Assistance
77241	4/5/2023	THOMAS BLYTHE	425.00	Client Assistance
77242	4/5/2023	TORI DALLAS KINGS LLC	490.00	Client Assistance
77243	4/5/2023	TOSHIBA FINANCIAL SERVICES	550.00	Copier Expenses
77244	4/5/2023	TRI SPECIAL UTILITY DISTRICT	6,001.34	Client Assistance
77245	4/5/2023	TRICO LUMBER CO.	25.64	Building Supplies
77248	4/5/2023	TXU-ASSISTANCE GROUP	41,244.39	Client Assistance
77255	4/5/2023	UPSHUR RURAL ELEC. CORP.	100,064.39	Client Assistance
77256	4/5/2023	VANCO SYSTEMS, INC.	340.91	Copier Expenses
77257	4/5/2023	WASTE MANAGEMENT CORPORATE SERVICES, INC.	180.43	Utility
77258	4/5/2023	WELCH PROPANE- MT. PLEASANT	1,062.00	Client Assistance
77259	4/5/2023	WESTERN CASS WATER SUPPLY	1,461.37	Client Assistance
77260	4/5/2023	WINDSTREAM	48.88	Telephone & Internet
77261	4/12/2023	AMY PERALES	243.81	Mileage Reimb
77262	4/12/2023	ATLANTA UTILITIES	1,275.00	Client Assistance
77263	4/12/2023	AUDITORY SYSTEMS LLC	812.00	Equipment Repair
77264	4/12/2023	BI-COUNTY WATER SUPPLY CORP.	476.51	Client Assistance
77265	4/12/2023	BLOOMBURG WATER SUPPLY	55.46	Utility
77266	4/12/2023	BOBBY'S B&G AUTOMOTIVE INC.	156.51	Vehicle Repair
77267	4/12/2023	CARCO GROUP INC	35.00	Background Checks
77268	4/12/2023	CENTERPOINT ENERGY ENTEX	195.09	Utility
77269	4/12/2023	CITY OF CLARKSVILLE WATER DEPT	425.00	Client Assistance
77270	4/12/2023	CITY OF DAINGERFIELD	510.00	Client Assistance
77271	4/12/2023	CITY OF HUGHES SPRINGS	425.00	Client Assistance
77272	4/12/2023	CITY OF LINDEN	2,658.00	Client Assistance
77273	4/12/2023	CITY OF LONE STAR	510.00	Client Assistance
77274	4/12/2023	CITY OF MOUNT PLEASANT	2,516.24	Client Assistance
77275	4/12/2023	CITY OF MOUNT VERNON	1,020.00	Client Assistance
77276	4/12/2023	CITY OF OMAHA	510.00	Client Assistance
77277	4/12/2023	CITY OF PARIS	510.00	Client Assistance
77278	4/12/2023	CITY OF PITTSBURG	1,020.00	Client Assistance
77279	4/12/2023	CITY OF SULPHUR SPRINGS WATER DEPARTMENT	510.00	Client Assistance
77280	4/12/2023	CSNT ORG PAYEE	312.00	Payee Fees
77281	4/12/2023	DIANA SPECIAL UTILITY	425.00	Client Assistance
77282	4/12/2023	DISCOUNT SCHOOL SUPPLY	144.17	Head Start Supplies
77283	4/12/2023	ETEX TELEPHONE CORP, INC.	6,184.35	Telephone & Internet

1045 - TEXANA
 ACCOUNTS
 PAYABLE
 DISBURSEMENT
 2

Check Register for the Month of April 2023

Check Number	Effective Date	Vendor Name	Check Amount	Description
77284	4/12/2023	Geraldine Best	500.00	Client Assistance
77285	4/12/2023	HAMILTON PROPERTIES	216.00	Client Assistance
77286	4/12/2023	HESS OUTLET	45.00	Client Assistance
77287	4/12/2023	LARRY WRIGHT	390.00	Client Assistance
77288	4/12/2023	LUMINOUS SERVICES LLC	1,967.18	Cleaning Buildings
77289	4/12/2023	MONARCH UTILITIES	425.00	Client Assistance
77290	4/12/2023	MOUNT PLEASANT HOUSING AUTHORITY	316.00	Client Assistance
77291	4/12/2023	NAPLES HARDWARE & SUPPLIES LLC	60.65	Building Supplies
77292	4/12/2023	ODP BUSINESS SOLUTIONS, LLC	63.73	Office Supplies
77293	4/12/2023	QUEEN CITY WATERWORKS	425.00	Client Assistance
77294	4/12/2023	RACHEL MORENO	21.62	Diapers
77295	4/12/2023	ROLE MODEL PROFESSIONAL DEVELOPMENT LLC	20,900.00	Speaker
77296	4/12/2023	RPM STAFFING PROFESSIONALS, INC.	2,835.90	Temporary Staffing
77297	4/12/2023	SCHOOL SPECIALTY	8,702.63	Classroom Supplies
77298	4/12/2023	SMALL BUSINESS ADMINISTRATION	3,205.00	Loan
77299	4/12/2023	SOUTHWESTERN ELECTRIC POWER	194.08	Utility
77300	4/12/2023	STAPLES BUSINESS CREDIT	1,204.57	Office Supplies
77301	4/12/2023	STUART C IRBY CO.	150.00	Building Supplies
77302	4/12/2023	SUDDENLINK	113.15	Telephone & Internet
77303	4/12/2023	TEXARKANA GAZETTE	75.99	Advertising
77304	4/12/2023	TOSHIBA FINANCIAL SERVICES	1,167.00	Copier Expenses
77305	4/12/2023	TRINITY DEWAYNE CASTLEBERRY	55.00	Vehicle Detail
77306	4/12/2023	WESTERN CASS WATER SUPPLY	1,176.61	Client Assistance
77307	4/12/2023	WINDSTREAM	104.83	Telephone & Internet
77308	4/12/2023	XEROX CORPORATION	10.00	Copier Expenses
77309	4/18/2023	ABERNATHY COMPANY	2,557.39	Cleaning Supplies
77310	4/18/2023	AFLAC	1,486.66	Employee Insurance
77311	4/18/2023	ALFORD AIR CONDITIONING & HEATING LLC	20,479.10	Client Assistance
77312	4/18/2023	AMBIT ENERGY	1,158.73	Client Assistance
77313	4/18/2023	AMIGO ENERGY	2,863.54	Client Assistance
77314	4/18/2023	ASSOCIATION OF NATIONALLY CERTIFIED ROMA TRAINEE	280.00	Fees
77315	4/18/2023	ATMOS ENERGY	6,756.09	Client Assistance
77316	4/18/2023	BARBARA LARRY, LPC	785.00	Mental Health
77317	4/18/2023	BEN E KEITH CO	13,032.90	Head Start Groc.
77318	4/18/2023	BERNADETTE HARRIS	284.27	Per Diem
77320	4/18/2023	BOWIE CASS	29,584.72	Client Assistance
77321	4/18/2023	BRIDGETTE PARTON	241.50	Per Diem
77322	4/18/2023	CENTERPOINT ENERGY ENTEX	117.19	Utility
77323	4/18/2023	CHARLOTTE HALL	197.10	Per Diem
77324	4/18/2023	CIRRO ENERGY	2,200.00	Client Assistance
77325	4/18/2023	CITY OF DAINGERFIELD	2,295.00	Client Assistance
77326	4/18/2023	COOPER PROPANE	902.10	Client Assistance
77327	4/18/2023	DALE'S AUTO REPAIR & TIRE CENTER	955.51	Client Assistance
77328	4/18/2023	DIRECT ENERGY	1,619.16	Client Assistance
77329	4/18/2023	EASTERN CASS WATER SUPPLY CO	740.80	Client Assistance
77330	4/18/2023	FARMER ELECTRIC	2,683.18	Client Assistance
77331	4/18/2023	FERRELL GAS	1,129.30	Client Assistance

Check Register for the Month of April 2023

Check Number	Effective Date	Vendor Name	Check Amount	Description
77332	4/18/2023	GREEN MOUNTAIN ENERGY	919.44	Client Assistance
77333	4/18/2023	HEALTHCARE EXPRESS LLP	392.00	Pre Employment Test
77334	4/18/2023	HEALTHJOY LLC	987.00	Employee Insurance
77335	4/18/2023	JUST ENERGY	3,726.73	Client Assistance
77336	4/18/2023	KAPLAN EARLY LEARNING COMPANY	405.64	Classroom Supplies
77337	4/18/2023	MINEOLA AREA CHAMBER OF COMMERCE	50.00	Fees
77338	4/18/2023	MISTY VAN HOOSER	368.08	Per Diem
77339	4/18/2023	MOORE PEST CONTROL	610.00	Pest Control
77340	4/18/2023	MOUNTAIN VALLEY OF TEXARKANA	270.00	Drinking Water
77341	4/18/2023	MY ALARM CENTER, LLC.	42.79	Alarm
77342	4/18/2023	ODP BUSINESS SOLUTIONS, LLC	679.97	Office Supplies
77343	4/18/2023	PENSTAR POWER, LLC	5,049.30	Client Assistance
77344	4/18/2023	RELIANT ENERGY	8,185.29	Client Assistance
77345	4/18/2023	RHYTHM OPS, LLC	1,300.00	Client Assistance
77346	4/18/2023	RPM STAFFING PROFESSIONALS, INC.	2,656.50	Temporary Staffing
77347	4/18/2023	SAM'S CLUB	185.00	Membership
77348	4/18/2023	Santander Consumer USA Inc	850.00	Client Assistance
77349	4/18/2023	SHARON ANDERSON	241.50	Per Diem
77350	4/18/2023	SKAGGS TRAVEL STOPS INC.	16.75	Vehicle Fuel
77351	4/18/2023	SOUTHWESTERN ELECTRIC POWER	1,873.10	Utility
77352	4/18/2023	SPARK ENERGY, LLC	1,952.08	Client Assistance
77353	4/18/2023	STREAM	2,542.45	Client Assistance
77354	4/18/2023	SUSAN HORNER	288.00	Per Diem
77355	4/18/2023	TACAA, INC.	150.00	Fees
77356	4/18/2023	TACAA, INC.	100.00	Fees
77357	4/18/2023	TRACY SMITH	270.00	Client Assistance
77358	4/18/2023	TRICO LUMBER CO.	50.80	Building Supplies
77359	4/18/2023	TRIEAGLE ENERGY	1,732.10	Client Assistance
77361	4/18/2023	TXU-ASSISTANCE GROUP	23,412.34	Client Assistance
77362	4/18/2023	UNITED WE SERVE	450.00	Client Assistance
77365	4/18/2023	UPSHUR RURAL ELEC. CORP.	38,734.13	Client Assistance
77366	4/18/2023	VANCO SYSTEMS, INC.	845.58	Copier Expenses
77367	4/18/2023	VENUS HORNBuckle PETTY CASH CUSTODIAN	6.77	Petty Cash Reimb
77368	4/18/2023	WEX HEALTH, INC.	171.35	Employee Insurance
77369	4/18/2023	WINDSTREAM	520.01	Telephone & Internet
77370	4/18/2023	XEROX CORPORATION	859.54	Copier Expenses
77371	4/26/2023	ABERNATHY COMPANY	191.59	Cleaning Supplies
77372	4/26/2023	ABILA	1,085.12	Software Support
77373	4/26/2023	AEP-SWEPco-EA	726.50	Client Assistance
77374	4/26/2023	AREA WIDE PROPERTIES	1,400.00	Rent
77375	4/26/2023	AT&T	77.43	Telephone & Internet
77376	4/26/2023	ATLANTA ISD FOOD SERVICE	1,212.00	Head Start Meals
77377	4/26/2023	ATLANTA UTILITIES	94.00	Client Assistance
77378	4/26/2023	BEN E KEITH CO	2,248.05	Head Start Groc.
77379	4/26/2023	BLUE CROSS BLUE SHIELD	45,866.61	Employee Insurance
77380	4/26/2023	BOWIE CASS	122.00	Client Assistance
77381	4/26/2023	Brad Sears Rentals	865.00	Client Assistance

1045 - TEXANA
 ACCOUNTS
 PAYABLE
 DISBURSEMENT
 2

Check Register for the Month of April 2023

Check Number	Effective Date	Vendor Name	Check Amount	Description
77382	4/26/2023	CARLOS JOHNSON	15.91	Mileage Reimb
77383	4/26/2023	CECELIA HUFF	33.54	Mileage Reimb
77384	4/26/2023	CENTERPOINT ENERGY ENTEX	83.31	Utility
77385	4/26/2023	CHYENNE BATTENSBY	7.31	Mileage Reimb
77386	4/26/2023	CITY OF MOUNT VERNON	56.50	Client Assistance
77387	4/26/2023	Craig Bohuslav	450.00	Client Assistance
77388	4/26/2023	DAINGERFIELD - LONE STAR ISD	157.50	Head Start Meals
77389	4/26/2023	DAINGERFIELD CHAMBER OF COMMERCE	25.00	Fees
77390	4/26/2023	EDDIE L. CLARDY	850.00	Client Assistance
77391	4/26/2023	GLENN B. LANIER	240.00	Rent
77392	4/26/2023	GO TO TECHNOLOGIES USA, INC	1,680.00	Subscription
77393	4/26/2023	GUARDIAN	7,691.52	Employee Insurance
77394	4/26/2023	HOUSING AUTHORITY OF TEXARKANA, TX	500.00	Rent
77395	4/26/2023	HUGHES SPRINGS CHAMBER OF COMMERCE	0.00	Void Check
77396	4/26/2023	HUGHES SPRINGS ISD	800.00	Rent
77397	4/26/2023	James Jackson	391.00	Client Assistance
77398	4/26/2023	JIMMIE RAY AYERS	800.00	Rent
77399	4/26/2023	JIMMY MITCHELL	896.00	Client Assistance
77400	4/26/2023	LINDEN FUEL CENTER	1,880.15	Vehicle Fuel
77401	4/26/2023	LINDEN LIBRARY BOARD	3,000.00	Rent
77402	4/26/2023	MARGARETT JOHNSON	333.00	Client Assistance
77403	4/26/2023	MARIA B GUERRERO	500.00	Client Assistance
77404	4/26/2023	MARTAVIUS JONES	61.92	Mileage Reimb
77405	4/26/2023	MEGAN HERVEY	18.06	Mileage Reimb
77406	4/26/2023	MOUNTAIN VALLEY OF TEXARKANA	99.00	Drinking Water
77407	4/26/2023	ODP BUSINESS SOLUTIONS, LLC	20.08	Office Supplies
77408	4/26/2023	PABLO CHINCHILLA-ETX INVESTMENT REAL ESTATE, LLC	800.00	Client Assistance
77409	4/26/2023	Patricia Jones	425.00	Client Assistance
77410	4/26/2023	QUEEN CITY WATERWORKS	160.00	Client Assistance
77411	4/26/2023	R. MORGAN, LLC	950.00	Rent
77412	4/26/2023	RPM STAFFING PROFESSIONALS, INC.	2,763.45	Temporary Staffing
77413	4/26/2023	SHERAN WEST	18.92	Mileage Reimb
77414	4/26/2023	SMALL BUSINESS ADMINISTRATION	641.00	Loan
77415	4/26/2023	SOUTHWESTERN ELECTRIC POWER	633.10	Utility
77416	4/26/2023	SUDDENLINK	75.06	Telephone & Internet
77417	4/26/2023	TEACHSTONE TRAINING LLC	125.00	Fees
77418	4/26/2023	TEXARKANA INDEPENDENT SCHOOL DISTRICT	3,882.00	Rent
77419	4/26/2023	THE RESIDENCES ON STILLHOUSE ROAD	1,041.00	Client Assistance
77420	4/26/2023	THOMAS BLYTHE	425.00	Client Assistance
77421	4/26/2023	TORI DALLAS KINGS LLC	490.00	Client Assistance
77422	4/26/2023	TRICO LUMBER CO.	268.98	Building Supplies
77423	4/26/2023	TURNER DAVID K	1,000.00	Rent
77424	4/26/2023	VERIZON WIRELESS	3,219.05	Cell Service
77425	4/26/2023	WEST STREET HOME AND AUTO	394.81	Lawn Equipment
77426	4/26/2023	WILLIAMS CHAPEL BAPTIST CHURCH	900.00	Rent
77450	4/30/2023	CITY OF MOUNT PLEASANT	(3,958.39)	Void Check
77490	4/30/2023	TEXARKANA WATER UTILITIES	(25,259.56)	Void Check

1045 - TEXANA
ACCOUNTS
PAYABLE
DISBURSEMENT
2

Check Register for the Month of April 2023

<u>Check Number</u>	<u>Effective Date</u>	<u>Vendor Name</u>	<u>Check Amount</u>	<u>Description</u>
Report Total			<u>1,681,147.00</u>	

COMMUNITY SERVICES OF NORTHEAST TEXAS

Balance Sheet
As of 4/30/2023

Assets

CASH IN BANK CHECKING	0.00
HEAD START CHECKING	0.00
DHS MEALS CHECKING	0.00
CSBG/CEAP/WX CHECKING	0.00
WEATHERIZATION CHECKING	0.00
DISBURSEMENTS CHECKING	0.00
FEMA CHECKING	0.00
ETCOG CHECKING	0.00
OLD - CEAP CHECKING (Do Not Use)	0.00
CEAP CHECKING (Do Not Use)	0.00
PAYROLL CASH ACCOUNT	0.00
IP Grant Checking	0.00
HOUSING CHECKING	0.00
LOCAL ADMIN CHECKING	0.00
CASH DONATIONS - LINDEN	0.00
CSBG Checking	0.00
CEAP Checking	0.00
Upshur Rural Checking	0.00
TLC Checking	0.00
CSBG 2012 SP	0.00
JEFFERSON CHECKING	0.00
BECKVILLE SR. CHECKING	0.00
CARTHAGE SR. CHECKING	0.00
HALLSVILLE SR. CHECKING	0.00
MARSHALL SR. CHECKING	0.00
WESTEND CHECKING	0.00
PITTSBURG SR. CHECKING	0.00
WASKOM SR. CHECKING	0.00
NEWSOME SR. CHECKING	0.00
CEAP UB CASH ACCOUNT	0.00
SALVATION ARMY CHECKING	353.04
HS ARRA CHECKING	0.00
CSBG ARRA CHECKING	0.00
CHILD CARE WELLNESS CHECKING	0.00
CSBG UB CHECKING	0.00
PARENT FUND CHECKING	0.00
CBA UNITED HEALTH	0.00
CBA CIGNA HEALTH SPRING	0.00
CSBG DISCRETIONARY	0.00
TEXANA ACCOUNTS PAYABLE DISBURSEMENT	20,258.89
TEXANA ACCOUNTS PAYABLE DISBURSEMENT 2	47,971.27
NEW DISBURSEMENT CHECKING	0.00
TEXANA CSBG A CHECKING	423.30
TEXANA CSBG B CHECKING	6,096.60
TEXANA CSBG DISCRETIONARY CHECKING	20,192.19
TEXANA HEAD START CHECKING	782.31
TEXANA CEAP A CHECKING	7,385.28

COMMUNITY SERVICES OF NORTHEAST TEXAS

Balance Sheet
As of 4/30/2023

TEXANA CEAP B CHECKING	4,735.47
TEXANA CBA UNITED HEALTH CARE CHECKING	0.00
TEXANA CBA CIGNA HEALTH SPRING CHECKING	0.00
TEXANA UPSHUR RURAL CHECKING	19,278.38
TEXANA TLC CHECKING	10,505.25
TEXANA LOCAL ADMINISTRATIVE CHECKING	113,884.43
TEXANA PAYROLL CASH ACCOUNT	0.00
TEXANA CLIENT FUNDS FOR SSA BENEFITS	3,569.95
TEXANA TBRA CHECKING	0.40
TEXANA POSTAL ACCOUNT CHECKING	146.00
TEXANA VET SERVICES NOW	53,608.47
TEXANA BANK YOUTH EMPOWERMENT CHECKING	20,671.68
TEXANA CSBG CARES CHECKING	3.63
TEXANA CEAP CARES CHECKING	1.20
TEXANA NEW PAYROLL CASH ACCOUNT	8,542.55
TEXANA EARLY HEAD START CHECKING	500.00
TEXANA CEAP ARP CHECKING	1.80
TEXANA INDIRECT COST RATE CHECKING	218,500.29
TEXANA ATMOS ENERGY 'SHARE THE WARMTH' PROGRAM CHECKING	23,933.07
TEXANA ORGANIZATION PAYEE FUNDS	3,451.00
TEXANA LOW INCOME HOUSEHOLD WATER ASSISTANCE CHECKING	2,693.87
TEXANA TEXAS HOMEOWNER ASSISTANCE FUND	34,809.20
ACCOUNTS RECEIVABLE - AISD	0.00
ACCOUNTS RECEIVABLE - Employee Reimbursement	0.00
ACCOUNTS RECEIVABLE - LKISD	0.00
ACCOUNTS RECEIVALBE - BISD	0.00
ACCOUNTS RECEIVABLE	0.00
GRANT RECEIVABLE	720,595.00
GRANT RECEIVABLE-ATC	0.00
GRANT RECEIVABLE-TIT	0.00
EMPLOYEE ADVANCE	0.00
GRANTS RECEIVABLE - USDA	14,107.75
PROMISES TO GIVE	0.00
DUE FROM OTHER FUNDS	0.00
DUE FROM DHS MEALS	0.00
DUE FROM WEATHERIZATION	0.00
DUE FROM FEMA	0.00
DUE FROM ETCOG	0.00
DUE FROM CEAP	0.00
DUE FROM DHS TRANSPORTATION	0.00
DUE FROM HOUSING	0.00
DUE FROM LOCAL ADMIN	0.00
RENTAL HOME DEPOSITS	0.00
PREPAID RENT	10,554.50
Prepaid Expense	0.00
PREPAID WORKERS COMP	0.00
PREPAID INSURANCE	8,811.10
PREPAID MAINTENANCE	0.00
Total Current Assets	<u>1,376,367.87</u>

COMMUNITY SERVICES OF NORTHEAST TEXAS

Balance Sheet
As of 4/30/2023

Long Term Assets

PROPERTY & EQUIPMENT	2,970,070.51
LAND	0.00
BUILDINGS	0.00
EQUIPMENT	0.00
ACCUMULATED DEPRECIATION	(1,528,217.26)

Total Assets 2,818,221.12

Current Liabilities

ACCOUNTS PAYABLE	0.00
ACCOUNTS PAYABLE-OLD BOX	0.00
ACCOUNTS PAYABLE - REALWORLD	0.00
ACCOUNTS PAYABLE - ACCR & ADJ	0.00
ACCOUNTS PAYABLE - VALLEY	0.00
GRANT PAYABLE	0.00
NEW ACCOUNTS PAYABLE	0.00
TEXANA ACCOUNTS PAYABLE	907,605.47
STATE UNEMPLOYMENT TAXES	0.00
Sales Tax Payable	0.00
WORKERS COMP PAYABLE	0.00
SUPPLEMENTAL INSURANCE PAYABLE	0.00
EMPLOYEE PORTION HLTH INS PAYABLE	0.00
Employee Insurance Repayment	0.00
Short Term Disability Payable	0.00
Long Term Disability Payable	0.00
DENTAL INSURANCE PAYABLE	0.00
VISION INSURANCE PAYABLE	0.00
CAFETERIA PLAN PAYABLE	0.00
AUL CONTRIBUTIONS PAYABLE	0.00
LIFE/DISABILITY INSURANCE	0.00
COBRA PREMIUMS PAYABLE	0.00
RETIREMENT PAYABLE	0.00
GARNISHED WAGES PAYABLE	0.00
INSURANCE W/H	0.00
MISCELLANEOUS PAYABLE	0.00
PAYROLL LIABILITIES - AUDIT	0.00
ACCRUED LIABILITIES	0.00
NOTE PAYABLE	175,825.00
DEFERRED REVENUE	0.00
RECIPROCAL ADJUSTMENT - ACCT 2000	0.00
RECIPROCAL ADJUSTMENT - ACCOUNT 2007	0.00
ACCRUED INTEREST PAYABLE	0.00
ACCRUED PAYROLL	0.00
ACCRUED VACATION	77,539.91
CONTINGENT LIABILITY	0.00
CONTINGENCY WX-QUESTIONED COST	0.00
DUE TO OTHER FUNDS	0.00
DUE TO HEADSTART	0.00
DUE TO DHS MEALS	0.00

COMMUNITY SERVICES OF NORTHEAST TEXAS

Balance Sheet
As of 4/30/2023

DUE TO CSBG	0.00
DUE TO FEMA	0.00
DUE TO DHS TRANSPORTATION	0.00
DUE TO LOCAL ADMIN	0.00
DUE TO STATE	0.00
Total Current Liabilities	<u>1,160,970.38</u>
Net Assets	
NET ASSETS	69,642.18
NET ASSETS - EQUIPMENT	0.00
NET ASSETS - NON FEDERAL	0.00
NET ASSETS - SFSP	0.00
NET ASSETS - CHIPS	0.00
NET ASSETS - PROPERTY	0.00
PRIOR PERIOD ADJUSTMENTS	0.00
	<u>69,642.18</u>
Excess Revenues over Expenditures	<u>1,587,608.56</u>
Total Liabilities and Net Assets	<u><u>2,818,221.12</u></u>

Community Services of Northeast Texas
May, 2023

COMMUNITY SERVICES BOARD REPORT



Our Texas Homeowner's Assistance Fund Team has attended 31 outreach activities in the month April. They reached 2459 people. They attended 12 community events and they have 53 events scheduled through October, 2023. The total expenses for the month of April, 2023, are \$13,162.77 and \$138,372.50 to date.

CSBG/TBRA

Our Community Services Block Grant (CSBG), Transition out of Poverty (TOP) Program currently has 25 individuals enrolled with a goal of transitioning 17 individuals to self-reliance by the end of 2023.


The CSBG Discretionary expenses include:

\$280.00 Training

\$2400.00 Direct Client Assistance (Utility Assistance)

\$955.51 Direct Client Assistance (Transportation)

We are still in the process of renewing our RSP (Reservation System Participation) Agreement for our Tenant Based Rental Assistance Program. At this time, we are currently serving 45 households.



CEAP/LIHWAP

For the month of April, 2023, CEAP has paid \$943, 915.14 and \$3,077,006.09 cumulatively for 2023.

LIHWAP has paid \$53,044.67 for the month of April, 2023, and \$356, 915.34 to date.